



LANDSCAPING

Patios | Block Paving | Fencing | Decking



Timber & Builders Merchants

coversmerchants.co.uk

Welcome

Landscaping for living

At Covers, we offer a full range of quality landscaping products that will inspire and excite.

Whether its replacing your driveway or creating the ideal area to relax and unwind, we have everything you need for designing stylish and stunning outdoor spaces.

Our landscaping specialists are on hand to answer your questions and will help you select the best solutions to meet your needs.



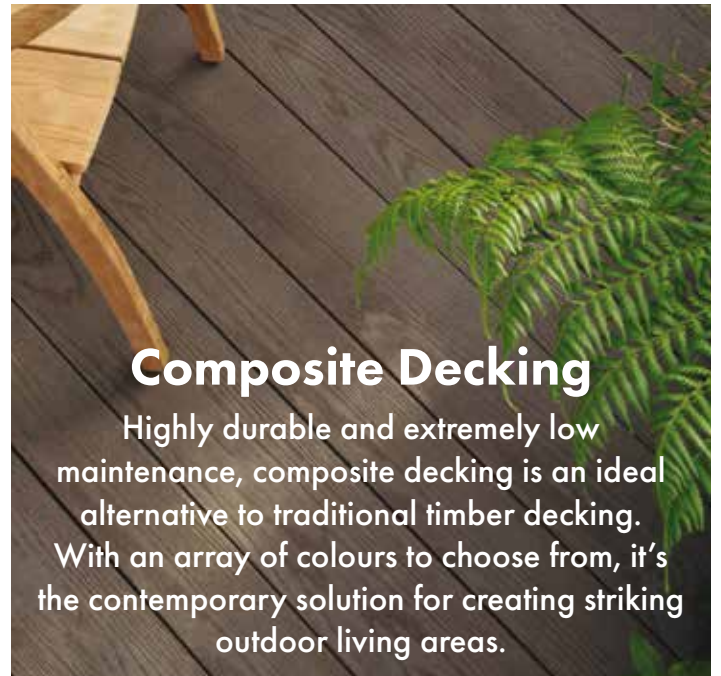
Garden Screening

The highly desirable slatted screens produce visually interesting lines and shadows that will bring plenty of texture and character to an outdoor space.



Venetian Panel

A stylish modern design whilst also being heavy duty giving you a fence that is built to last whilst still being aesthetically pleasing for your garden.



Composite Decking

Highly durable and extremely low maintenance, composite decking is an ideal alternative to traditional timber decking. With an array of colours to choose from, it's the contemporary solution for creating striking outdoor living areas.



Artificial Grass

A perfect choice for busy families and pet owners.

Contents

Paving

Porcelain Paving 6

Natural Stone Paving 13

Concrete Paving 16

Driveways

Driveways 22

Paving & Driveway Accessories

Walling, Edging, Coping & Stepping Stones 38

Drainage 48

Decking & Sleepers

Timber Decking 54

Composite Decking 58

Sleepers 68

Fencing & Accessories

Fence Panels & Trellis 72

Composite Fence Panels 82

Composite Balustrades 85

Bespoke Metal Fencing & Gates 87

Fencing Accessories 88

Garden Screening & Cladding 98

Arches, Arbours & Pergolas 106

Garden Buildings & Sheds 112

Gates 116

Artificial Grass, Aggregates & Topsoil

Artificial Grass 120

Decorative Aggregates 124

Topsoil, Compost & Bark 126

Finishing Touches

Finishing Touches 132

Useful Information

General Technical Information 148



Choosing the right Paving for your project

Porcelain

Our beautiful range of porcelain paving truly gives you the best of both worlds.

Porcelain paving is formed by baking a mixture of clay, sand and other minerals in a high temperature kiln producing an incredibly durable and non-porous material.

Being resistant to water absorption ensures that porcelain paving requires lower maintenance. There's no need to apply a sealant as pavers are already stain and mildew resistant. Liquids such as oils and chemicals cannot penetrate the surface, so they can easily be cleaned away. An exceptionally dense material, porcelain paving is extraordinarily hard-wearing.

Porcelain paving is produced to be used outdoors, meaning it has a slightly rougher surface texture than indoor tiles with a smoother surface.

- Hard-wearing, scratch resistant
- Slip resistant
- Machine cut for a perfect thickness
- A premium high quality product



Concrete

A range of concrete paving that combines style, strength and design flexibility.

Concrete, or reconstituted stone paving, is formed by moulding a mix of stone, sand, cement and water before being left to cure. The result is a strong, durable paving with endless colour and surface texture options, combinations of which can help to create a contemporary or traditional look within your garden.

Concrete paving moulds are created from perfect versions of the desired shape and profile.

- Strong and hard-wearing
- Traditionally available in riven textured or smooth



Natural Stone

Natural stone encompasses ranges using natural sandstone, limestone, granite and slate.

All ethically sourced from around the world, each paver is different from the last with variations of colour and texture determined by nature over thousands of years.

All natural stone is incredibly strong and hard-wearing. We go to extra lengths to source only the finest quality stone.



- Strong and hard-wearing
- Calibrated machine cut for a perfect thickness

Be inspired...

for 2024 decorate your garden with a range of accessories and finishing touches.

2024 Pantone colour of the year is Peach Fuzz, a peachy tone that is gentle and can be used through the home and garden.

'Peach Fuzz' can also be found within Timber with its warm colour, so by using wood to create raised beds, steps and pergolas you can bring warmth to the structures of your garden. Using a decorative aggregate with a soft yellowy-pink tone works well on paths. Earthy tones of bricks and pavers create soft, underfoot shades for plants to spill onto, with sunlovers such as Geum and irises enjoying the heat that radiates from the warmed surfaces.






Image: Rock Rustic Gold Paving

BRADSTONE



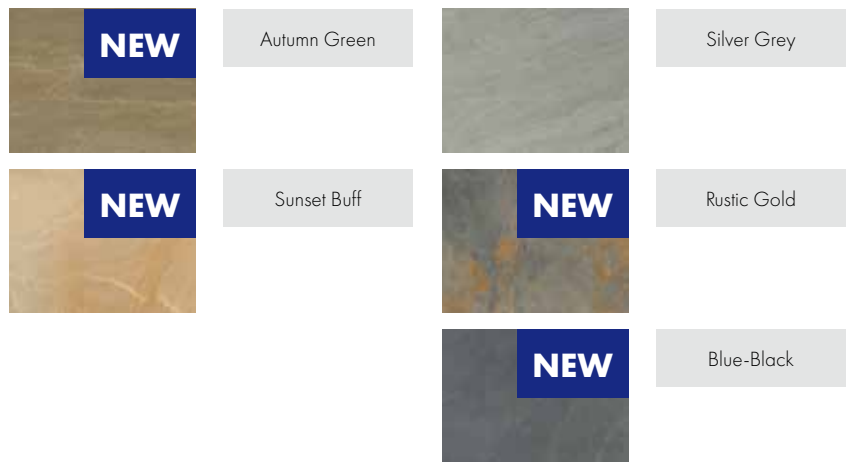
Rock

Our Rock range – recognised for its natural stone-like quality – is expanding. Rustic Gold and Blue-Black shades are the latest additions to the collection, joining Autumn Green, Silver Grey and Sunset Buff. This range offers clean lines, flexibility, and a contemporary look with a low-profile riven surface. It's available in a single size or a four size patio pack, making it a natural-looking product that's simply unmatched.

Thickness: 20mm

Sizes available:
895 x 595mm

Patio Pack:
19.89m²



Top image: Rock Silver Grey Paving



Premium

Image: Mode® Profiled Dark Grey Paving

BRADSTONE



Mode® Profiled


Our Mode® Profiled range is an all encompassing Porcelain range. The highlight of this paving is its fine riven texture containing mica crystals that glitter in the light, creating a sparkling shimmer effect. You'll also notice the subtle diagonal ribbon of colour, creating a unique design feature. We offer a 10mm version to allow you to use this paving indoors. We also have a range of steps, edging and coping that allow you to create a coordinated look for your garden

For general technical information go to page 148.

Thickness: 20mm - 10mm (internal)

Sizes available:

- 295 x 295mm
- 595 x 295mm
- 595 x 595mm
- 895 x 145mm
- 895 x 445mm



Graphite



Silver Grey

Patio Pack:

18.36m²



Honey Gold



Dark Grey

Top image: Mode® Profiled Silver Grey Paving

NEW



Fooria

The ultimate choice for a sleek and stylish space! If you're looking for a sophisticated, slate-like finish for your property, Fooria paving is the perfect solution!

Available in three eye-catching colors - Beige, White, and Anthracite - and two sizes, this paving option offers a seamless blend of elegance and modernity that will elevate any space.

Thickness: 20mm

Sizes available:

- 900 x 600mm
- 600 x 600mm

Main Image: Fooria White Paving



Anthracite



White



Beige

BRADSTONE



Tatra®

Having received a stylish update, our new and improved range of Tatra® Porcelain is now available in three colours and sizes. This range is designed to replicate Natural Stone and features many of its unique characters such as its distinct veining whilst having all the benefits of Porcelain. Each paver is fully rectified with precision edges for easy laying. Please note these pavers will not be compatible with the previous range of the same name.


Thickness: 20mm

Sizes available:

600 x 600mm

900 x 600mm

1200 x 600mm



Beige



Dark Grey



Light Grey

Main Image: Tatra® Beige Paving

Don't forget

Slurry Primer

A high bond primer for use on natural stone and porcelain paving. Specifically designed to bond non-porous paving to a wet mortar-based bedding layer. Easy to mix, then simply apply to the underside of the paving.



Jointing Compound

A high-quality slurry grout for use on porcelain. A cementitious grout which is applied as a slurry unlike traditional floor tile grouts. Easy to use. Simply mix, pour, sweep, and rinse.





NEW

Metallics


Add a statement piece to your garden design. Designed to define your outdoor area, these pavers feature intricate detailing and a striking industrial effect, boasting an electrifying metallic finish that's sure to catch the eye. This is our most daring and visually arresting design yet. Available in four colours, the 900 x 600mm single-sized paver is the perfect fit for any space.

Thickness: 20mm

Sizes available:

900 x 600mm

Main Image: Metallics Bronze Paving



Lead



Silver



Corten



Bronze

Don't forget

EASYJoint Select

A quick and effective way to fill joints between porcelain paving.

This new range of colours has been specially selected for a more aesthetically pleasing finish for modern taste.



Available in Jet Black, Tungsten, Carbon, Platinum & Bronze



Best Seller

Natural Sandstone

Natural Sandstone will give your patio that touch of exclusivity. The many natural tonal variations, differing riven profiles and exquisite natural veining makes every paver unique. This range offers four beautiful natural shades, varied shapes and individual textures so you have a wealth of design possibilities. Also available in Natural Sandstone Setts and circle packs in up to four shades with complementary walling and edging.

Thickness: 22mm

Sizes available:

- 300 x 300mm
- 600 x 300mm
- 600 x 600mm
- 900 x 600mm

Patio Pack: 15.30m²



Autumn Green



Fossil Buff



Silver Grey



Sunset Buff

Available in Setts, Circles & Squaring Off Kits

Main image: Natural Sandstone Silver Grey Paving

Colour variations in all natural stone products



Natural Limestone

Natural Limestone offers outstanding beauty with unique shades and distinctive natural veining. At the same time, it has superb strength and durability, ensuring your patio looks great for years to come. Available in two stunning colours, Blue-Black and Azure, each colour varies in shades due to the natural element of the paving. As a matter of course Natural Limestone will fade in the sunlight, adding to its beauty.

Thickness: 20mm

Sizes available: *

600 x 300mm

600 x 600mm

900 x 600mm



Blue-Black



Azure

Packs: 15.30m²

Pack consists of:

13 = 900 x 600mm 13 = 600 x 300mm

13 = 600 x 600mm 9 = 300 x 300mm

* Available in Blue-Black only

Main image: Natural Limestone Azure Paving

Colour variations in all natural stone products

BRADSTONE



Natural Granite

Natural Granite brings a modern and minimalist feel to any outdoor space thanks to its straight machine cut edges and textured top surface. Also available in Natural Granite Setts.



Silver Grey

Thickness: 25mm

Sizes available:

- 300 x 300mm
- 600 x 300mm
- 600 x 600mm
- 900 x 900mm



Silver Grey Sett



Dark Grey Sett



Silver Grey Sett

Product	Size	Colours	Units/ pack	m ² /pack linear m/pack	Units/m ² Units/linear m
Split all sides*	100 x 100mm	SG	900	10.84	83.00
Sawn, flamed & tumbled	200 x 100mm	DG	480	11.08	43.30
Sawn & flamed	200 x 100mm	SG	480	11.08	43.30

Thickness: 30mm *50mm, Joint width: 10mm *5-15mm

Main Image: Natural Granite Silver Grey Paving

Colour variations in all natural stone products



Old Town® ECO

Lower carbon footprint, same premium quality. We've lowered the carbon footprint of our Old Town® ECO mix by more than 20% - but still with the same great quality as before. Made using moulds of the floor of a 19th century Lancashire Cotton Mill, it's finish looks just like authentic reclaimed stone. So you can relive the charm of days gone by, original tooling marks, weathered edges and all. There are over 25 different profiles in the range to give a truly authentic appearance to your patio. Making it perfect for creating a garden with a traditional look, while reducing your carbon footprint too. Also available in circles, walling, coping and edging in all shades.

Thickness: 40mm

Patio Pack: 6.4m²

Sizes available:

300 x 300mm

600 x 300mm

600 x 600mm

900 x 600mm

Main Image: Old Town® ECO Grey Green Paving



Weathered Limestone



Grey Green



Old Quarried



BRADSTONE

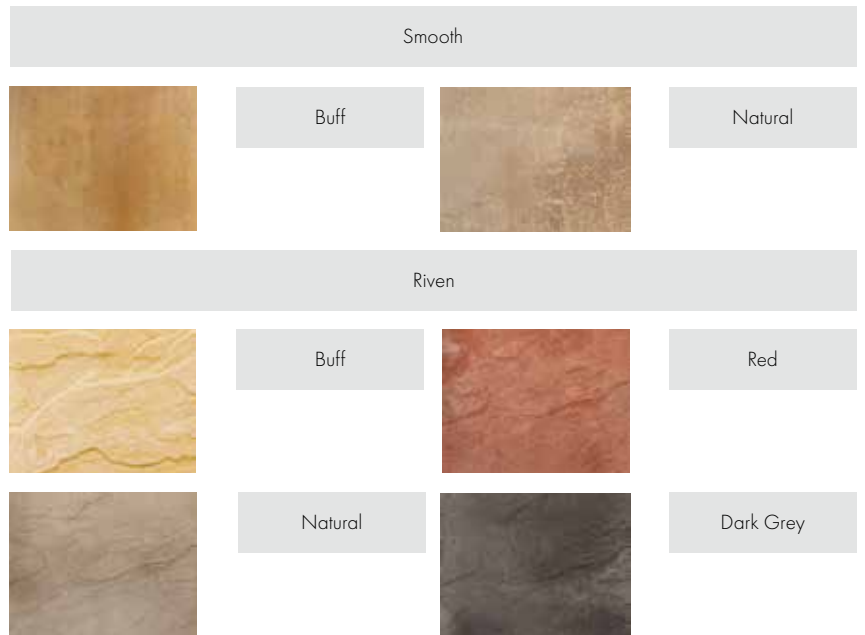
Peak

Peak utility paving is a tough, hard-wearing and low-cost paving solution, making it the perfect base for utility areas and sheds. However, it should not be used for feature areas.

Thickness: 35mm, *32mm, **28mm

Sizes available:

Riven	Smooth
450 x 450mm*	400 x 400mm
600 x 600mm	450 x 450mm*
	600 x 600mm**



Main Image: Peak Riven Dark Grey Paving



Textured

Textured paving offers the perfect balance of flair and function. It incorporates fine white limestone chippings to provide a softened appearance.

Thickness: 32mm, *35mm

Sizes available:

450 x 450mm*
600 x 600mm



Main Image: Textured Buff Paving



Regency

Concrete shallow riven surface with wide range of colours and can be used to create almost any look.

Thickness: 38mm (nominal)

Sizes available:

300 x 300mm
450 x 225mm
450 x 450mm
600 x 300mm
600 x 600mm

Main Image: Regency York Paving



Yellow



Red



York



Slate



Grey



Stone

Nominal - Thickness may vary across the paver due to wet cast




Flagstone

Concrete riven edge paving, reproduces and captures the elegance of natural York stone. Selected to suit regional character of traditional gardens.

Thickness: 38mm (nominal)

Sizes available:

- 300 x 300mm
- 450 x 225mm
- 450 x 300mm
- 600 x 300mm
- 450 x 450mm
- 600 x 450mm
- 600 x 600mm



Project Pack: 9m²

Main Image: Weathered Old York Paving

Nominal - Thickness may vary across the paver due to wet cast

Don't forget

EASYJoint

EASYJoint is the original all-weather sweep-in jointing compound for paving, paths and patios. Creates strong, flexible and permeable joints.



Available in Mushroom, Stone Grey, Basalt & Buff Sand.



Best Seller

Sussex






Concrete slab with textured surface and straight lines means a simple attractive area can be created by DIY and professionals alike.

Thickness: 38mm (nominal)

Sizes available:

- 450 x 450mm
- 600 x 600mm

Main Image: Sussex York Paving

		Grey	
	Stone		Slate
	Yellow		York

Nominal - Thickness may vary across the paver due to wet cast



Sovereign

Concrete slab that captures the smooth time worn look of chancery settings.

Thickness: 40mm (nominal)

Sizes available:

- 300 x 300mm
- 450 x 300mm
- 450 x 450mm
- 600 x 300mm
- 600 x 450mm
- 600 x 600mm
- 900 x 600mm



York



Gold

Project Pack: 9m²

Main Image: Sovereign Gold Paving

Nominal - Thickness may vary across the paver due to wet cast



Nordic

With its fine stippled surface and timeless design Nordic paving allows you to create a modern minimalist look for your garden. Two distinct colours are available to reflect the contrasting nature of Scandinavian style.

Thickness: 35mm (nominal)

Sizes available:

- 600 x 450mm



Slate



Stone

Main Image: Nordic Stone Paving

Nominal - Thickness may vary across the paver due to wet cast

Your guide to Driveways

Your driveway is usually the first thing you see when approaching your house. You therefore want it to provide a statement about your home, to invite people in, as well as to provide easy access.

Our driveway range will help you achieve all of these objectives – and can add real long term value to your home.

Our blocks come in different depths for different uses as follows:

- Light usage: 50mm blocks for driveways, patios, and pathways – suited to normal family cars.
- Medium usage: 60mm blocks for adopted highways, hardstanding areas and other roads – suited for occasional delivery lorries.
- Heavy duty usage: 80mm blocks for heavy duty pavements, for instance for oil deliveries, refuse lorries, etc.

Resin Paving

In recent years, resin is becoming a popular choice in renovating your driveway, due to its durability and sustainability. It is a SuDS compliant product. Amongst its many features it is very low maintenance and is very attractive.



Concrete Paving

Concrete blocks not only offer a robust solution for your driveway paving but also come in a multitude of styles, textures and colours. Whether you want to achieve a contemporary look with smooth surfaces and clean lines, or a more traditional style with aged, tumbled surfaces, the design flexibility and easy installation of concrete block paving makes it a popular choice.



Permeable Paving

This has been proven to be a highly effective way of minimising surface water run-off whilst giving you all the aesthetic options you need to create a beautiful driveway. Some designs will even collect water for reuse in the garden. Did you know that – If you are paving an area greater than 5m² – homeowners have a legal obligation to avoid surface water draining onto public highways from their property? Brett can offer you a number of options to meet this responsibility without requiring planning permission.





Invicta

This is an innovative product that uses a unique combination of natural aggregate on the top surface to create a hard wearing long lasting paving solution, whilst offering a stunning vibrant finish with a hint of sparkle.

Thickness: 60mm

Sizes available:

- Large - 210 x 140mm
- Medium - 140 x 140mm
- Small - 105 x 140mm

Invicta Trio Packs: Large x 162, Medium x 162 & Small x 108 = 9.53m²

Also, available in 80mm single sizes (300 x 100 x 60mm and 200 x 100 x 60mm) and Flow (215 x 115mm).

Main image: Invicta Moonstone, Pearl & Onyx Driveway Paving



Onyx



Moonstone



Pearl



Citrine



Aura

The perfect courtyard cobble with a tumbled, riven surface and a delicate sparkle. Available in two plan sizes and two colours.

Thickness: 60mm

Sizes available:

Stone: 171 x 114mm (Units/pack – 385)

Square Stone: 114 x 114mm (Units/pack – 539)

Main image: Aura Silver Fleck Driveway Paving



Silver Fleck



Bronze Fleck



Lugano

Available in either a light, Misty Grey finish or a darker Graphite Grey, Lugano can be used in either one or both tones to create highlighted focal points, pathways, or borders.

Thickness: 60mm

Sizes available:

Mixed sizes

Units/pack: 378 per pack

Main image: Lugano Graphite Grey Driveway Paving with Misty Grey Borders



Misty Grey



Graphite Grey



Lugano Flow

Consisting of distinctive tones and textures of our popular Lugano Block Paving range, combined with our unique nib design which allows surface water to drain between the blocks, preventing urban flooding.

Thickness: 80mm

Sizes available:

210 × 140mm (Units/pack – 224)

140 × 140mm (Units/pack – 336)

105 × 140mm (Units/pack – 420)



Misty Grey



Graphite Grey

Main image: Lugano Flow Graphite Grey Permeable Driveway Paving



Best Seller

Beta

Clean lines and smooth surfaces for contemporary drives.

Thickness: 60mm

Sizes available:

210 × 140mm (Units/pack – 180)

140 × 140mm (Units/pack – 120)

105 × 140mm (Units/pack – 120)

Beta Trio Packs: 10.58m² - subject to location

Main image: Beta Rustic Bronze Driveway Paving



Silver Haze



Autumn Gold



Rustic Bronze



Best Seller

Alpha

With a distressed, aged look that’s in keeping with most surroundings, it isn’t surprising that Alpha is one of our most popular paving styles. The Alpha range is available in three single-size packs and a mixed-size TRIO pack, which contains three sizes of block in one pack.

Thickness: 50, 60 & 80mm

Alpha Sizes available:

- Large: 210 x 140mm (Units/pack – 352)
- Medium: 140 x 140mm (Units/pack – 528)
- Small: 105 x 140mm (Units/pack – 702)

Alpha Trio Packs:

Mixed sizes

Units/pack:

- 50mm – 10.82m² - 490 per pack
- 60mm – 8.94m² - 406 per pack



Autumn Gold



Silver Haze



Charcoal



Brindle



Burnt Oak

Main Image: Alpha Autumn Gold & Burnt Oak Driveway Paving



Alpha Flow

Alpha Flow combines the great appearance of our ever-popular Alpha paving with a special nib to create a permeable solution.

The nib design allows surface water to drain between the blocks, and into a specially designed substrate. This makes Alpha Flow an ideal solution for permeable paving design as part of a sustainable draining system.

Thickness: 60 & 80mm

Sizes available:

- Large: 210 x 140mm (Units/pack – 352)
- Medium: 140 x 140mm (Units/pack – 528)
- Small: 105 x 140mm (Units/pack – 702)

Main image: Alpha Flow Charcoal Permeable Driveway Paving



Autumn Gold



Brindle



Charcoal



Regatta

The classic riven sett appearance for traditional driveways.

Thickness: 60mm

Sizes available:

Small - 105 x 140mm

Medium - 140 x 140mm

Large - 210 x 140mm

Regatta Trio Packs: Mixed sizes packs - 8.50m² - subject to location

Main image: Regatta Silver Haze Driveway Paving



Autumn Gold



Silver Haze



Delta

Designed to compliment the popular Omega range, Delta is a larger format block that provide contemporary looks, whilst resulting in fewer joints and faster coverage.

Thickness: 50mm

Sizes available:

266 x 133mm

Units/pack:

286 units = 10.19m²

Main image: Delta Autumn Gold Driveway Paving



Autumn Gold



Brindle



Silver Haze



Best Seller

Omega

Concrete block paver with modern lines and a wide colour range to suit all tastes.

Thickness: 50, 60 & 80mm

Sizes available:

200 x 100mm

Main image: Omega Autumn Gold
Driveway Paving with Charcoal Borders



Red



Silver Haze



Buff



Autumn Gold



Brindle



Natural



Burnt Oak




Charcoal

Omega Kerb An addition to the generic kerb units that are designed to fit with ranges Omega, Delta, Beta & Regatta.

Sizes available: 200 x 100mm **Thickness:** 60 or 80mm

Units/pack: 308 **Linear Meter per Pack:** 61.6m

Colours available: Brindle & Charcoal



Omega Flow

Ideal for integrating into a sustainable draining design, without sacrificing aesthetics.

Thickness: 60 & 80mm

Sizes available:

215 x 115mm

Units/pack: 404 per pack

Main image: Omega Flow Autumn Gold Permeable Driveway Paving



Charcoal



Burnt Oak



Natural



Autumn Gold



Brindle



Stonebound Resin Bound Surfacing

Resin bound Stonebound offers a system suited to patios, paths, pool surrounds and driveway projects. The product provides a world class finish similar to our large-scale Resin Bound BBA accredited product range that has been used at Kew Gardens, Royal Palaces, Battersea Park and numerous other prestigious sites in the UK and overseas.

Stonebound is suitable for pedestrian and light vehicular traffic projects and can be applied onto asphalt and concrete or other stable substrates and is available in an extensive range of 14 colours created in a 6mm aggregate and resin formulation.

Stonebound resin bound permeable surfacing is available for D.I.Y. installation.

- Porous/SuDS Compliant
- Low Maintenance
- Durable
- No loose aggregate
- Slip Resistant
- Wheelchair Friendly
- Up to 5 Year Product Guarantee

Main image: Stonebound Castle Grey Resin Bound Surfacing

	Castle Grey		Cocoa
	Winter Moss		Rock Salt
	Coastal View		Silver Wood
	Sussex Gold		Nevada Sand
	Maize		Icicle
	Bark Wood		Blizzard
	Coral Burst		Honey



Terrabase Rustic Resin Bound Surfacing

Terrabase Rustic is an innovative patented 'no-dig' paving system that provides a decorative and natural rustic looking permeable surface, suitable for pedestrian footpaths and areas subject to occasional trafficking by light vehicles.

Depending on your requirements, Terrabase Rustic can be applied directly onto most suitable surfaces and gradients. Potentially it can even be installed directly onto the ground as a no-dig resin bound solution for sensitive sites. An ideal replacement or overlay system for self-binding surfaces such as 'Hoggin' as it is fully bound and will not be washed away.

Terrabase Rustic is porous, allowing water to permeate/percolate through the surface and beyond when a suitable base build-up configured for SuDS (Sustainable Urban Drainage Systems) has been installed.

- Minimum/No-dig
- Requires No Large Machinery To Install
- No Asphalt or concrete base requirement
- SuDs Compliant Porous Surface
- Low Maintenance
- Alternative To Self Binding Gravel
- Up to 10 Year Product Guarantee



Anthracite



Beach



Harvest



Silver



Tweed



Iceberg



Golden



Oak

Main image: Terrabase Rustic Oak Resin Bound Surfacing



Core Drive Gravel Stabiliser

Setting industry standards with its heat-welded membrane, sleek design, and iconic honeycomb shape, Core Drive is the ideal solution for creating smart, stable driveways and parking areas. While gravel offers an attractive, affordable, and versatile surface for landscaping and construction projects, it can shift and spread if it's not suitably controlled. The stabilising cellular grids provide an effective solution by creating a porous base that keeps gravel in place.



Our grids are specifically designed for different traffic types and site conditions, whether your project is a sloping residential driveway or a busy commercial parking area, Core Drive has got you covered.

- SuDS Compliant
- DDA Compliant
- Eco-Friendly
- Easy Line Marking
- Low Cost
- No Weeds
- Stabilises Gravel

Material	Sheet Size	Cell Wall Thickness	Average Coverage	Depth of Cells	Membrane	Aggregate Size
High Density Polyethylene	1600 x 1200mm	2mm	16-19m ²	30mm (40mm Width)	Attached 50gsm non-woven	Up to 20mm

Main image: Core Drive Gravel Stabiliser



Core Edge Flexible Steel Edging

British made, easy to install, smart in style and durable in nature, our Core Edge flexible steel garden edging is an innovative solution designed for lawns, borders, patios, pathways, and driveways. Thanks to its flexibility, Core Edge is able to form sweeping curves as well as bold, straight runs and perfect corners. Keeping lawns pristine, it prevents crumbling edges and is both lawnmower safe and strong enough to strim against.

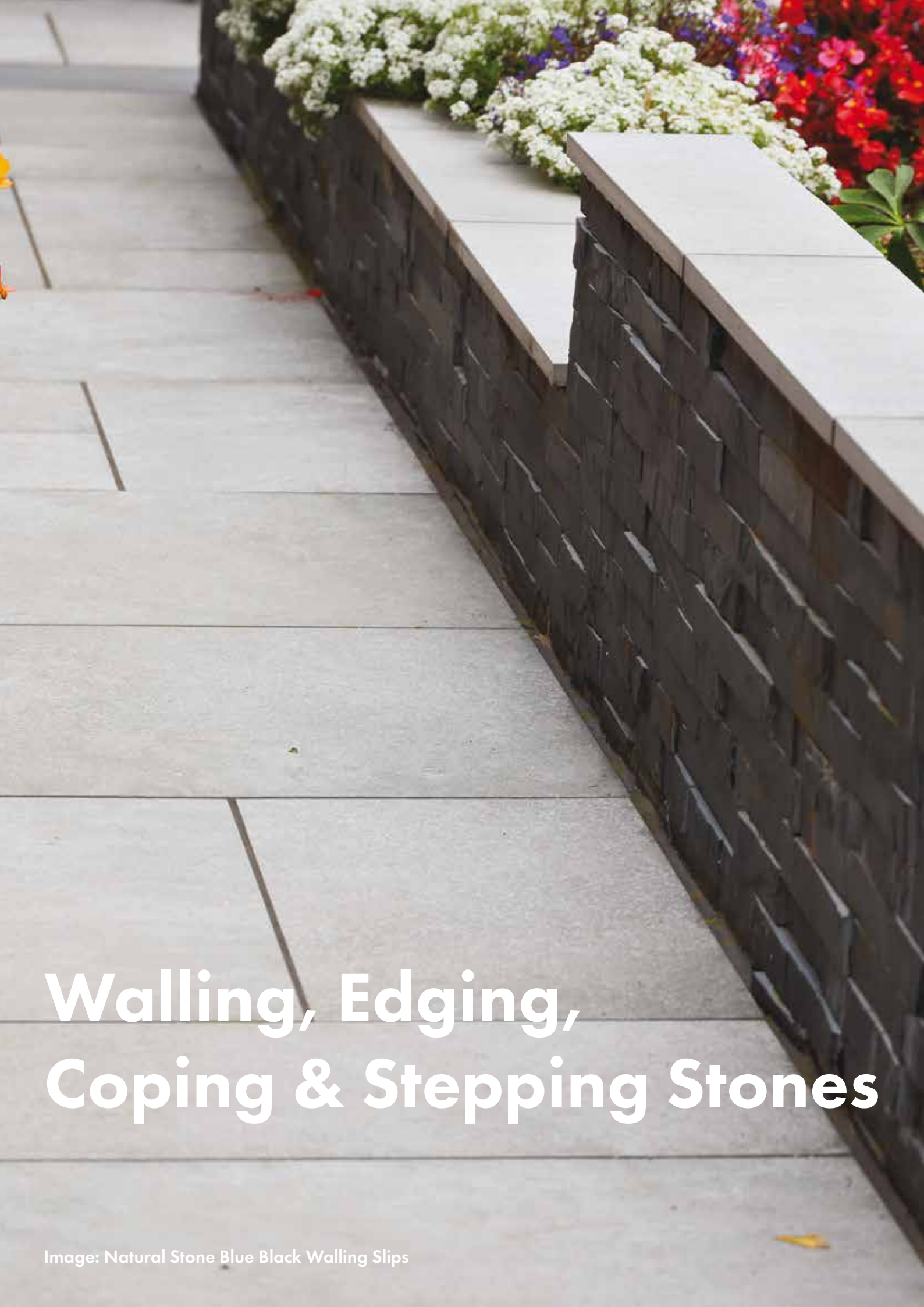
Core Edge is an extremely versatile product that can be used in a wide variety of applications. Most notably, our flexible steel edging is used to neaten up lawn edges, provide shape and separation for garden pathways and driveways.



- Unique galvanised zinc, polyester powder coating and corten for durability
- Packs of five 1075mm strips give five metres of edging
- High quality 1.6mm mild steel
- Available in three face heights
- Available in five finishes

Height	Spike Length	Thickness	Length	Available Finish	Pack of
65mm	85mm	1.6mm	1075mm	Galvanised, Powder Coated or Corten	5m
100mm	95mm				
150mm	115mm				

Main image: Core Edge Flexible Steel Edging



Walling, Edging, Coping & Stepping Stones


Image: Natural Stone Blue Black Walling Slips



Natural Stone Walling Slips

This range of walling slips comes in Natural Slate and Natural Sandstone with a set of complementary shades for a superb natural stone look. Walling slips stick to a block wall using Bradbond walling adhesive. The slips are Z-shaped giving the appearance a random look. There are also end pieces available to finish off straight walls. Natural Stone or Porcelain is ideal as complementary coping for these walls.

Top Image: Natural Stone Rustic Gold Walling Slips



Product	Size	Colours	Units/pack	m ² /pack linear m/pack	Units/m ² Units/linear m
Sandstone Slips*	650 x 150mm	FB/SB/SG	6	0.54	11.11
Sandstone Slip Ends*	400/250 x 150mm	FB/SB/SG	2 x 6	0.54	N/A
Slate Slips^	650 x 150mm	BB/RG	6	0.54	11.11
Slate Slip Ends^	400/250 x 150mm	BB/RG	2 x 6	0.54	N/A

Thickness: * 17-30mm, ^ 10-20mm, Joint width: Butt

Walling, Edging, Coping & Stepping Stones



Natural Sandstone Walling

A perfect complement to Natural Sandstone paving, these fully rumbled, double-sided blocks are easy to use for both straight and curved walls. Also ideal for step risers, fire pits or barbecues.

Main Image: Natural Sandstone Silver Grey Walling



Product	Size	Colours	Units/pack	m ² /pack linear m/pack	Units/m ² Units/linear m
Mixed sizes	N/A	FB/SG	285	5.70	N/A

Thickness: 55 - 75mm, * 35 - 40mm Joint width: 10 - 15mm

Mixed size pack contains: 285 blocks (60 No. 325 x 100, 100 No. 270 x 100 and 125 No. 215 x 100mm)



Countrystone Walling

This fully rumbled, mainly double-sided product – available in three sizes – has been designed to complement traditional style paving.

Main Image: Countrystone Buff Walling



Product	Size	Units/pack	m ² /pack linear m/pack	Units/m ² Units/linear m
Full block	290 x 136mm	57	2.50	22.80
Full block	290 x 63mm	228	5.00	45.70
Full block	215 x 63mm	288	4.70	60.90

Thickness: 90mm Joint width: 10mm



Pitched Walling

These pitched, predominantly double-sided single blocks can be used to easily build both straight and curved walls. They are available in three sizes and two shades and are designed for use with Textured Coping.

Main Image: Pitched Buff Walling



Product	Size	Colours	Units/pack	m ² /pack linear m/pack	Units/m ² Units/linear m
Pitched walling	290 x 136mm	Bf/Gy	50	2.20	22.80
Pitched walling	290 x 63mm	Bf/Gy	216	4.70	45.70
Pitched walling	215 x 63mm	Bf/Gy	202	3.30	60.90


Thickness: 90mm Joint width: 10mm



Natural Sandstone Edging

This versatile riven profile can be used as both edging and coping for walling. It beautifully complements Natural Sandstone paving.

Main Image: Natural Sandstone Fossil Buff Edging



Product	Size	Colours	Units/pack	m ² /pack linear m/pack	Units/m ² Units/linear m
Edging	450 x 160mm	FB	28	12.88	2.20

Thickness: 35 - 40mm Joint width: 10 - 15mm

Walling, Edging, Coping & Stepping Stones



Old Town Edging

This traditional round top edging has a pleasantly weathered Yorkstone-effect profile. It complements Old Town paving and walling.

Main Image: Old Town Grey-Green Edging



Grey-Green



Weathered Limestone

Product	Size	Colours	Units/pack	m ² /pack linear m/pack	Units/m ² Units/linear m
Old Town edging	450 x 200mm	GG/WL	34	15.30	2.20

Thickness: 50mm Joint width: 10-15mm



Stonewood Sleeper Edging

These rugged, rustic wood-effect sleepers have weathered, authentic profiles and are available in three sizes.

Main Image: Stonewood Sleeper Antique Brown Edging



Antique Brown

Product	Size	Colours	Units/pack	m ² /pack linear m/pack	Units/m ² Units/linear m
Stonewood Sleeper edging	900 x 250mm*	AB	23	20.90	1.10
Stonewood Sleeper edging	600 x 250mm	AB	29	17.70	1.60
Stonewood Sleeper edging	250 x 250mm	AB	46	12.00	3.80

Thickness: 40mm, 50mm* Joint width: 5mm

BRADSTONE



Textured Edging

Available in two subtle and elegant shades, this medium textured edging beautifully complements Textured paving.

Main Image: Textured Buff Edging



Product	Size	Colours	Units/pack	m ² /pack linear m/pack	Units/m ² Units/linear m
Textured edging	580 x 275mm	Bf/Gy	20	11.80	1.70
Textured edging	580 x 136mm	Bf/Gy	24	13.92	1.70


Thickness: 50mm Joint width: 10mm



Mode Profiled Coping

Available in four shades, this coping is ideal to complement or contrast porcelain paving, depending upon the look you desire.

Main Image: Mode Profiled Coping



Product	Size	Colours	Units/pack	m ² /pack linear m/pack	Units/m ² Units/linear m
Mode Profiled Coping	600 x 300mm	Bg/SG/DG/Gr	3	1.80	1.67

Thickness: 20mm Joint width: 5mm



Image: Staked Carbon Natural Real Stone Simplified Panels

Wild Stone Panels and Slips

Create your masterpiece with Wild Stone to transform any wall or paving into a stylish garden feature. Available in a wide range of colours, textures, finishes and stones — it is a complete, high performance system specially designed to face your project with authentic natural stone, engineered stone or brick. It's lightweight and has L-shaped corner quoins that make it fast and easy to install.

Engineered Stone Panels & Slips

With all the natural aesthetics and visual appeal of traditional quarried stone, our Engineered range offers a smart alternative to granite, limestone, sandstone and slate as it combines superior strength with reduced structural loadings. At less than 50Kg per m² which makes easier to handle and suitable for a variety of applications. With L-shaped corner quoins on all ranges and jointed and unjointed options, suitable for trade, self-build or DIY. Available in a variety of textures and colours that replicate any traditional applications.



Broken Rock - Etna



Broken Rock - Champagne



Ornel - Como



Broken Rock - Oxid



Ornel - Valencia



Ornel - Nerro

Natural Real Stone Simplified

Our Natural range has been designed to simplify the use of natural stone with Z-shaped panels made from slips of real stone. These panels fit seamlessly together, making them both fast and easy to install — achieving a real stone finish at a fraction of the price. Our panelling system also includes L-shaped corner quoins for speedy installation and eliminates the need for specialist labour and virtually no waste. Panels are quicker and easier to install, and don't require you to plan the layout of individual slips ahead of time.



Carbon



Jurassic Granite



Stacked Carbon



Devon Slate



Alpine Blend



Champagne Quartz



Celtic Blend

Easy to install

For more information,
scan the QR code



Available in panel, quoin and slips.



Image: Stonewood Stepping Stone



Stepping stones are a charming feature in any garden. Set in lawns and gravel or even in borders interspersed with planting, they offer a practical way to walk about your garden, add interest and character.

Random Stepping Stone



Weathered Grey



Weathered Brown

Stonewood Stepping Stone



Antique Brown

Natural Sandstone Stepping Stone



Fossil Buff


Natural Limestone Stepping Stone



Blue-Black

Product	Size	Colours	Units/pack	Thickness
Natural Sandstone†	300 x 450mm	FB	56	22mm
Natural Limestone†	300 x 450mm	BB	56	22mm
Random	450 x 350mm	WG/WB	70	32mm
Stonewood	290 - 450mm	AB	36	50mm

†Please note: Natural stone varies in colour and mineral content.



Drainage

Choose from a variety of drainage channels to ensure surface water is efficiently removed while maintaining the elegant finish of your paved surfaces.

Image: ACO RainDrain with Complete the Look Wedge Wire Grating



As a nation, we Brits spend no end of time and effort on our outdoor spaces. Looking into landscaping. Planting the right plants. Designing attractive driveways to cater for our cars. But the good old British weather can spoil all that effort in a moment. Rainwater – essential to the well-being of our gardens – can also ruin them if it can't escape, leaving us with flooded flora and driveways drowned in brown standing water. The solution is good rainwater management.

Preventing flooding by runoff water from roofs obviously comes down to installing suitable drainage. Well-designed drainage channels slow down run-off during periods of heavy rainfall, and direct it away from areas prone to flooding. Now, if you're imagining a maze of unsightly drainage channels running around a property, let us put your mind at rest. There's a wide range of channel drains available that won't detract from your garden design – they can even enhance it, especially if you're going for a contemporary look. If not, we have systems that are practically invisible, yet still super efficient.



ACO HexDrain

Applications: Suitable for patios, paths and pedestrianised areas





ACO RainDrain

Applications: Suitable for patios, paths and pedestrianised areas



Complete the look

Check out the wide range of gratings designed to be used with ACO RainDrain & ACO HexDrain on page 50.



Complete the Look

Enhance your patio or driveway with ACO's elegant and modern 'Complete the Look' gratings. Designed to be used with ACO's best-selling domestic drainage channels ACO HexDrain and ACO RainDrain, a choice of styles ranging from contemporary stainless steel to antique cast iron options are available to provide the perfect finish.



HexDrain Brickslot

Applications: Minimalist finish for patios, thresholds and paths



Threshold Drain

Applications: Offers a contemporary style for threshold and patio drainage. Available in four stylish grating finishes: silver and black aluminium, stainless steel and CorTen steel.





GroundGuard

Applications: Suitable for driveways, access routes, paths, shed bases, private and public parking.



Accessories for ACO Channel Drain Systems

Each ACO channel drain system comes with a wide range of accessories to contain, corner, clean and connect rainwater.



Threshold Drain Stainless Steel Corner Unit



HexDrain Garage Pack



RainDrain Galvanised Steel Corner Unit



Threshold Drain Bottom Outlet

Your complete guide to Decking...

Timber Decking

Our range of timber decking has been pressure treated to ensure extra durability and low maintenance. Machine grooved and preservative treated, timber decking will add a natural effect to any outdoor space.

- Water resistant
- Rot, fungi and moisture resistant
- Preservative treated for increased stability
- Made from responsibly sourced wood
- Can be drilled and sawn

Hardwood or softwood decking?

Hardwood decking is often popular because hardwoods are naturally more resilient against rot and degeneration. However, softwood decking boards are also a great choice as they are high-pressure treated to UC3, giving similar performance.

Decking boards are a great solution for covering concrete that has been damaged and become unsightly over a period of time, and decking boards are a great deal nicer.

SCAN ME



**FOR OUR
HOW TO
VIDEO ON
INSTALLING
SOFTWOOD
DECKING**



Image: CoverDek Reversible
Hardwood Decking



Image: CoverDek Treated Softwood
Reversible Decking

Composite Decking

Our range of composite decking will suit all tastes and styles and is a great alternative to timber. Highly durable, easy to install and simple to maintain, it's the perfect addition to any garden.

- Easy to maintain
- Will not warp, splinter or rot
- Slip resistant
- UV resistant
- Contains recycled materials
- Stain resistant

SCAN ME



**FOR OUR
HOW TO
VIDEO ON
INSTALLING
COMPOSITE
DECKING**




Image: Millboard Enhanced Grain
Brushed Basalt Composite Decking



Image: Smartboard Battleship Grey
Composite Decking



Image: Millboard Enhance Grain
Burnt Cedar Decking



Timber Decking

Image: CoverDek Treated Softwood Reversible Decking

CoverDek is Covers own branded decking that is produced in our mill at Chichester. The CoverDek system we provide includes Softwood or Hardwood, Baserails, Newels, Handrails, Spindles and Joists. The system has been designed to enable the end user to construct a complete deck at an affordable cost.



In our mill at Chichester, we cut, mould to our own profile and high-pressure treat to UC3 our own branded decking. Our broad range includes Softwood or Hardwood Decking, Baserails, Newels, Handrails, Spindles and Joists to complement each other. The system has been designed to enable the end-user to construct a complete deck at an affordable cost.

Treated Softwood Reversible Decking



Product Code	Sizes
SDT32125	32 x 125mm
SDT32150	32 x 150mm
T2608	38 x 125mm

Ultra Softwood Treated Decking



Product Code	Sizes
T2245	38 x 150mm

CoverDek Softwood Treated Base Rail

Ex 25 x 75mm
1800mm and 2400mm lengths



CoverDek Softwood Treated Handrail

Ex 50 x 75mm
1800mm and 2400mm lengths



CoverDek Softwood Treated Spindles

Ex 50 x 50mm
900mm Long



CoverDek Softwood Treated Newel Post

94 x 94mm Fin. size
1200mm and 1800mm lengths



Kiln Dried Graded & Pressure Treated Joists (various lengths available)

47 x 150mm & 47 x 200mm



Smooth Sawn Softwood Treated Decking

Our innovative smooth and sawn-faced timber decking is high-pressure green-treated for durability. A sawn finish with inherent anti-slip properties gives an authentic textured surface. Alternatively, fit the decking smooth side up for a very comfortable underfoot feeling.

- Easy to clean and freshen every year

Product Code	Sizes
T3840	32 x 150mm



Reversible Hardwood Decking

Our CoverDek Balau hardwood decking is really suited to a country with a climate like ours as it is so hard-wearing, knot-free and very pleasing to the eye with its different shades of orangey brown. It is a tropical hardwood, which is very tightly grained, hence very hard-wearing and very durable.

- High quality, tropical hardwood

Product Code	Sizes
HWD25150	25 x 150mm

Bespoke Profile Decking Service

If you haven't seen a decking profile you like from our range, don't worry! We are able to produce any bespoke decking profile in-house using the latest machining technology.

Need help? Please give our friendly sales team a call on **0800 2100 458**



Image: Bespoke Iroko decking installed by Tidal Bespoke



Image: CoverDek Reversible Hardwood Decking



Composite Decking

Image: SmartBoard Slate Decking



Don't forget

SmartBoard colour coordinated decking screws



Reversible Composite Decking

SmartBoard is a reversible decking with an appealing tactile brushed matt finish available in a range of naturally varying tones. Super simple to fit - the special formulation means it can be face fixed like standard timber decking using special SmartBoard Composite Decking screws only.

Sizes available:

20 x 138 x 3600mm

Top image: Battleship Grey Decking

A Few Fabulous Finishes Grease & Oil Stain Remover

- Picture Frame Border
- Flush Fascia
- Over Sailing Boards


Treats grease and stubborn oily stains for composite decking



Battleship Grey - Ribbed



Battleship Grey - Smooth



Chocolate Brown - Ribbed



Chocolate Brown - Smooth



Slate - Ribbed



Slate - Smooth

The distinctive look of Millboard takes skill, impeccable attention to detail and patience to achieve. The journey begins with real timber, which Millboard source from local areas and carefully select by hand, paying particular attention to the subtle nuances of the natural grain.

These timbers are then used to create the moulds for Millboard, enabling them to replicate the natural character of the original wood in our unique composite material.

To recreate the authentic look of hardwood, Millboard carefully match the colour, using multiple tinted hues for depth and subtle variation, ageing and weathering.

The beautiful, finished Millboard Product is just like the real thing, but made to last for years to come.

millboard

Live. Life. **Outside.**



Moulded
from real oak



Highly
slip-resistant



Recycled
materials



Rot & split
resistant



Lost-head
fixing



Low
maintenance



Weathered Oak

Beautifully aged yet utterly timeless, the hand crafted Weathered Oak collection is moulded from 100 year old reclaimed oak timber, creating a distinctive worn look – without the wait.

Sizes available:

32 x 200 x 3600mm

Main image: Weathered Oak Driftwood Decking



Driftwood



Vintage



Embered



Don't forget

Fascias and Edging in all colours.

Enhanced Grain

The Enhanced Grain collection's contemporary design accurately recreates the subtle nuances of natural wood. Each of the ten colours showcases the grain beautifully.

Sizes available:

32 x 176 x 3600mm

32 x 126 x 3600mm

Main image: Enhanced Grain
 Ashwood Decking



Antique Oak



Ashwood



Brushed Basalt



Burnt Cedar




Coppered Oak



Ebony Grey



Golden Oak



Jarrah



Limed Oak



Smoked Oak

Don't forget

Millboard DuoSpan® Subframe
 DuoSpan® provides the perfect subframe for Millboard decking, as well as a universal support system for other outdoor flooring.



Millboard Durafix®
 Millboard's unique, hidden decking fixings. No pre-drilling, all you need to do is screw them in. Available in 35, 45 or 60mm.



Image: Naturale Antique Decking

Ultrashield Essentials, Naturale & PRO Composite Decking

Ultrashield by Newtechwood is a low maintenance composite decking that gives you the time to relax and enjoy your surroundings.

- Essentials (Silver Grey, Coastal Grey and Warm Chestnut) - great value for money and guaranteed not to fade
- Naturale (Antique, Light Grey, Teak, Walnut, Ebony) - one of the most natural looking products on the market and a solid board throughout
- Naturale and PRO ranges offer a 25 year limited guarantee against fade, stain, rot & split (Residential applications) and 10 year for commercial applications
- Ultrashield Railing, Cladding and Ultrashield Composite Fencing Available

Sizes available:

- 138 x 22.5mm with lengths from 3600, 4800 or 5400mm
- 140 x 22.5mm with lengths 3600mm



Above image:
Naturale Light Grey Decking



Above image:
Naturale Antique Decking

PRO Decking Range



Lava Grey Western Yew

Essentials Decking Range



Silver Grey Coastal Grey Warm Chesnut

Naturale Decking Range



Antique Light Grey Teak Walnut Ebony



Image: Prime Teak Composite Decking



Don't forget
BuildDeck colour coordinated
decking screws

Vintage Composite Decking

Available in a range of rich colours, the Leisure Vintage range is a stunning composite decking board with subtle wood grain effect on one side and a low-risk-of slip groove surface on the other, making it a high quality yet low maintenance alternative to traditional wooden decking.

- Double sided/reversible
- Low risk of slip grooved surface
- Hidden clip system or traditional face fix
- Up to 25 year domestic warranty

Sizes available:

23 x 146 x 3600mm

Main image:
Vintage Teak Composite Decking



Grey



Ebony



Redwood



Teak



Prime Composite Decking

Available in a range of rich colours, the prime decking range is a stunning composite decking board with a subtle wood grain effect on one side and a low risk of slipping on the other, making it a high-quality yet low-maintenance alternative to traditional wooded decking.

- Double sided/reversible
- Low risk of slip grooved surface
- Hidden clip system or traditional face fix
- Up to 25 year domestic warranty

Sizes available:

20 x 132 x 3600mm

Main image:
Prime Teak Composite Decking



Grey



Ebony



Redwood



Teak



Regent Lite Composite Decking

Expand your garden beauty with the Regent Lite range, an elegant entirely capped board with a subtle wood grain effect, perfect for all outside areas.

- Hidden clip installation system
- Double sided
- Deluxe woodgrain effect
- Up to 25 year domestic warranty



Charcoal & Grey



Teak & Ipe

Sizes available:

23 x 138 x 3600mm

Main image:

Regent Lite Grey Composite Decking



Sleepers

Choose from our comprehensive range of sleepers from the reclaimed variety, that are great for use when prolonged ground contact is required to top quality softwood sleepers that require no timber treatment before being positioned in your garden.

Image: Oak Sleepers, installed by William Sutton Landscaping



Used Railway Sleeper - Grade A

Sizes available:

2500/2600mm



Brown Treated Softwood Sleeper

Sizes available:

120 x 240 x 2400mm



Oak Sleeper

Sizes available:

200 x 100 x 2400/2500mm



Green Treated Softwood Sleeper

Sizes available:

90 x 190 x 2400mm
100 x 200 x 2400mm



Wingham™ UC4 Treated Radiata Pine Sleeper

Sizes available:

95 x 195 x 2400mm

SCAN ME



FOR OUR HOW TO VIDEO ON BUILDING A RAISED SLEEPER BED



Fencing & Accessories

Image: Elite Malo Panel

Your guide to fencing

Lap Panels

A popular choice for outdoor spaces, our classic lap panels are responsibly sourced and come in a variety of sizes.

Feather Edge Panels

For a traditional feel, and added security, our high pressure treated feather edge panels will create strong and sturdy garden enclosures that are protected from rot and decay.

Closeboard Panels

Offering strength and durability, our reinforced closeboard panels are ideal for garden boundaries.

Decorative Panels

With a range of different designs to choose from our stylish decorative panels are the perfect way to add the final flourish to your garden.

Trellis, Arches, Arbours & Pergolas

Perfect for creating decorative displays, and adding life and light into your garden.

Fencing Accessories


We have a full range of fencing accessories to suit your needs and offer a variety of flexible solutions, including fence posts, gravel boards and arris rails..

A photograph of a wooden fence made of vertical panels. In the foreground, there are several green bushes and plants, some with yellow and purple flowers. The ground is covered in grey gravel. In the background, there are tall green trees under a blue sky with some light clouds.

Fence Panels & Trellis

When it comes to creating a garden to be proud of, it all starts with the fencing and it's safe to say that we know a thing or two about this sturdy garden staple.

Image: Superior Closeboard Fence Panel



Wingham™ Closeboard Feather Edge Panel

A superior heavy-duty panel using 24 fine sawn 100mm feather edge boards securely fixed to 32 x 75mm support rails giving the panel superior strength and a premium finish. Bespoke sizes available to order.

- 900 x 1830mm 1650 x 1830mm
- 1200 x 1830mm 1800 x 1830mm
- 1500 x 1830mm



Wingham™ Venetian Panel

Our handcrafted Venetian style fence panels feature high-quality, smooth-planed, and rounded timber slats mounted on the front with gaps between them, allowing light and breeze to pass through.

- 900 x 1830mm 1500 x 1830mm
- 1200 x 1830mm 1800 x 1830mm

Available in Cedar, Oak, Sapele & Iroko



Wingham™ Convex Panel

A Superior heavy-duty panel using 24 fine sawn 100mm feather edge boards securely fixed to 32 x 75mm support rails. The convex panel provides an aesthetically pleasing solution to enclose and enhance any outdoor space. Bespoke sizes available to order.

- 900 x 1830mm 1500 x 1830mm
 - 1200 x 1830mm 1800 x 1830mm
- The heights specified for this style of panel is to the haunch*



Wingham™ Concave Panel

A Superior heavy-duty panel using 24 fine sawn 100mm feather edge boards securely fixed to 32mm x 75mm support rails. The concave panel provides an aesthetically pleasing solution to enclose and enhance any outdoor space. Bespoke sizes available to order.

- 900 x 1830mm 1500 x 1830mm
- 1200 x 1830mm 1800 x 1830mm

Fence Panels & Trellis



Wingham™ Bespoke Venetian Panel

Same as the Wingham™ treated Venetian panel these can be manufactured in different materials including Cedar, Oak, Sapele, Iroko and more. We can also offer painted options with Grey being the most popular to date. These panels are all made to order and can also be done to bespoke sizes.



Wingham™ Heavy Duty Square Trellis

Wingham™ Traditional Square Garden Trellis panels provide elegant garden screening and added privacy. Available in a variety of sizes to meet your requirements.

300 x 1830mm



Wingham™ UC4 Gravel Board

Used as a sacrificial piece of timber to retain a small amount of soil and prevent fence panels, feather edge fencing boards or closeboard fencing from rotting. Wingham™ Gravel Boards are perfect for lifting feather edge boards, palisade or any of our huge range of fence panels away from the ground to extend their life even further.

22 x 150 x 2400mm 22 x 150 x 4800mm
22 x 150 x 3000mm 30 x 150 x 1830mm

Don't forget

Cuprinol Garden Shades

Developed to colour and protect sheds, fences and other garden timber. Its special pigments ensure a rich colour and allow the natural texture of the woodgrain to shine through.

Go to page 138 for our colours.





Superior Lap Panel

A new and improved overlap panel constructed using double waney edge slats that are secured into a neat rebated frame, making it stronger than a traditional panel. Available in a choice of pressure-treated Golden Brown, Dark Brown or pressure-treated Green, offering protection against wood rot and decay.

1828 x 600mm* 1828 x 1500mm
 1828 x 900mm 1828 x 1650mm**
 1828 x 1200mm 1828 x 1800mm

*Available in pressure-treated Golden Brown

** Available in a choice of pressure-treated Dark Brown or Green

How to...

We've created some handy How to videos on our YouTube channel to help you install, paint and fix to an existing panel.

Find us on YouTube now, on our website at coversmerchants.co.uk or scan the QR codes below

SCAN ME



**FOR OUR
 HOW TO
 VIDEO ON
 INSTALL A
 FENCE PANEL**

SCAN ME



**FOR OUR
 HOW TO
 VIDEO ON
 PAINTING A
 FENCE PANEL**



Superior Feather Edge Panel

The Superior Feather edge panel is a game changer for the traditional fencing market. The 'flawed' sandwich style is replaced by a more robust and aesthetically pleasing mortise and tenon jointed frame, with the slats recessed. This is the future of feather edge and the perfect addition to the Superior family.

- 1828 x 900mm 1828 x 1650mm
- 1828 x 1200mm 1828 x 1800mm
- 1828 x 1500mm



Trade Feather Edge Panel

This Stunning panel is made with extra battens on the back to provide strength as well as style.

- 1828 x 930mm
- 1828 x 1230mm
- 1828 x 1530mm
- 1828 x 1830mm



Standard Feather Edge Panel

A heavy duty panel made with 100mm feather edge boards and capping rail fixed to a sturdy frame. The Standard Feather edge Panel is available in pressure-treated golden brown or pressure-treated green to protect the timber from wood rot.

- 1828 x 917mm 1828 x 1517mm
- 1828 x 1217mm 1828 x 1817mm



Superior Closeboard Panel

The Superior Closeboard panel features 100mm fine sawn timber vertical boards, housed within a mortise and tenon jointed frame which gives this panel superior strength and a premium finish.

- 1828 x 900mm 1828 x 1500mm
- 1828 x 1200mm 1828 x 1800mm



Contemporary Vogue Panel

Part of our Contemporary Collection, the Contemporary Vogue Panel is constructed with a fully Mortise and Tenon jointed frame and slats on both sides for ultimate privacy making this our most substantial and durable panel yet. Slats are planed and rounded for a premium look and feel. This panel is pressure-treated for protection against wood rot.

1200 x 1800mm 1800 x 1800mm



Contemporary Panel

A heavyweight fence panel that combines a contemporary design with strength; making this the perfect fence for the modern garden. This substantial pressure treated green panel is double sided and uses horizontal boards offering maximum privacy.

1800 x 1800mm



Elite Malo Panel

The Elite Malo Fence Panel is made from sturdy horizontal slats and lattice top that features a quality planed, rounded and grooved timber finish. This panel is pressure-treated offering protection against the elements and features a strong rebated frame for durability.

1200 x 1800mm
1500 x 1800mm
1800 x 1800mm



Elite Meloir Panel

The Elite Meloir Fence Panel offers a decorative design to suit many styles of garden settings. The horizontal timber slats and wave top lattice are planed, rounded and grooved and fixed into a strong rebated frame. This panel is also pressure-treated providing protection and appearance retention with matching trellis and gates available.

900 x 1800mm 1500 x 1800mm
1050 x 1800mm 1800 x 1800mm



Elite Esprit Panel

The Elite Esprit Panel offers a simplistic design with high levels of privacy. The strong horizontal slats are planed, rounded and grooved and are secured into a rebated frame. This square top panel delivers a contemporary look and is pressure treated to protect the timber for years to come.

900 x 1800mm 1500 x 1828mm
1200 x 1800mm 1800 x 1828mm



Elite Lille Panel

The Elite Lille Panel features straight cut slats that are smooth for a clean feel. The horizontal style trellis top adds an on-trend twist to this simplistic panel. Constructed using a fully Mortise and Tenon jointed frame and pressure treated for protection against wood rot and decay.

1800 x 1800mm



Contemporary Screen

Brings a contemporary feel to any border or boundary, offering partial levels of privacy. Pressure-treated to provide protection against rot and fungal decay.

1800 x 1800mm



Round Top Palisade Panel

The Round Top Palisade Panel is ideal for constructing a new fence run or repairing an existing one, making your garden a private space to relax in. Its durable planed timber construction has been pressure-treated to offer protection for longevity in use.


900 x 1800mm
1200 x 1800mm



Palisade Panel Tulip Panel

Manufactured from finely sawn timber, the tulip offers a stylish but modest design of fencing for your garden or parameter. This panel is available pressure-treated golden brown which protect the timber from wood rot and fungal decay.


900 x 1828 x 34mm



Elite St Meloir Bow Top Lattice

The trellis is planed, chamfered and grooved providing a beautiful decorative finish, it will fit in with many styles of gardens allowing you to use your imagination. Fitted into a sturdy 40mm rebated frame. The trellis is planed, chamfered and grooved providing a beautiful decorative finish. With a 44mm lattice gap throughout, the timber is pressure-treated ensuring protection against wood rot and fungal decay.

1800 x 600mm 1800 x 1050mm
1800 x 1800mm



Lilleshall Lattice Trellis

The Lilleshall range has planed and rounded lattice shaped trellis and a sturdy rebated frame. With smaller lattice gaps of 20mm, this trellis is ideal as a privacy screen to zone off areas within the garden. Due to the pressure-treated timber this trellis is protected from wood rot and fungal decay.

300 x 1828 x 30mm	1200 x 1828 x 30mm
600 x 1828 x 30mm	1500 x 1828 x 30mm
900 x 1828 x 30mm	1800 x 1828 x 30mm



Elite Square Lattice

Both the Elite Lattice Trellis and the Elite Meloir Bow Top Lattice are fitted into a sturdy 40mm rebated frame. The trellis is planed, chamfered and grooved providing a beautiful decorative finish. With a 44mm lattice gap throughout, the timber is pressure-treated ensuring protection against wood rot and fungal decay. Matches the Elite Meloir Panel.

- 1800 x 300mm
- 1800 x 1200mm
- 1800 x 600mm
- 1800 x 1800mm
- 1800 x 900mm



Square Highgrove Trellis

The lattice style trellis has a rebated double frame for extra strength and manufactured from fine sawn timber for an extra smooth finish. Ideal as a privacy screen, the Highgrove is pressure-treated in a golden brown treatment which offers protection against wood rot and fungal decay.


- 320 x 1210mm
- 610 x 1828mm



Fan Heavy Duty Trellis

This fan shape trellis allows plants to be supported in a more interesting and natural shape with a new and improved, fine sawn timber finish. This trellis is pressure-treated golden brown for protection against wood rot.

- 1803 x 945 x 30mm



Square Badminton Trellis

A fine mesh square style, heavy duty trellis that is great as a fence top, privacy screen or supporting climbing plants. The Badminton Trellis is manufactured from fine sawn timber that provides a smooth and exceptional finish and is available pressure-treated golden brown for longevity in use.


- 620 x 1828 x 45mm



Alderley Lattice Trellis

The Alderley is an attractive joint framed trellis available in varying shapes and sizes and part of the Valencia Garden Collection. With a lattice gap of 40mm, the trellis is planed and chamfered for a superior finish. Each product is pressure-treated ensuring longevity in use.

- 1828 x 300mm 1828 x 1200mm
- 1828 x 600mm 1828 x 1800mm
- 1828 x 900mm



Heavy Duty Square Trellis

This Heavy Duty Trellis with a robust frame is ideal for supporting climbing plants. The fine swan timber provides a smooth, superior finish whilst the pressure treatment protects the trellis from wood rot and decay. Available pressure-treated golden brown or pressure treated green.

- 320 x 1828 x 30mm 1200 x 1828 x 30mm
- 610 x 1828 x 30mm 1510 x 1828 x 30mm
- 900 x 1828 x 30mm 1813 x 1828 x 30mm



Alderley Fan Trellis

Featuring a beautifully crafted lattice, the Alderley Fan Trellis is idea for mounting on fence panels or walls as well as being used with a planter to support plants. The lattice is rounded, planed and is fitted into a full frame for that extra decorative, timeless look. Pressure-treated for added protection against wood rot.

- 1800 x 600mm



Alderley Dome Lattice Trellis

The Alderley is an attractive joint framed trellis available in varying shapes and sizes and part of the Valencia Garden Collection. With a lattice gap of 40mm, the trellis is planed and chamfered for a superior finish. Each product is pressure-treated ensuring longevity in use.

- 1828 x 495mm

A photograph of an outdoor dining area. In the foreground, a wooden composite fence runs across the bottom. Behind it, several palm trees are planted in pots. The background shows an outdoor seating area with tables and chairs under large umbrellas. A red building is visible in the distance. The sky is bright and overcast.

Composite Fence Panels

Composite fencing offers you many benefits that make it a highly attractive feature to have in your garden.

With its modern, sleek colour and simple tongue and groove fitting system that provides additional adaptability, composite fencing is ideal for a wide range of gardens.



Ultrashield Naturale Fencing

Ultrashield fencing components by Newtechwood are low maintenance and give you time to relax and enjoy your garden.

- 25 year guarantee against fade, stain, rot and split
- Aluminium components have a 15 year warranty
- 5 colours to choose from - some customers even mix and match colours
- All fence boards are reversible, giving both sides of the fence the same appearance
- Fence boards are 1760mm long and can be cut with woodworking tools
- Fence boards are made using 95% recycled material
- Ultrashield Fencing comes with a full range of post and rail options

Sizes available:

21 x 147 x 1760mm lengths (140mm cover)

Posts are available in 1800 & 2400mm

Main image:
Naturale Teak Fencing



Ultrashield Naturale Antique Fencing



Ultrashield Naturale Light Grey Fencing



Ultrashield Naturale Walnut Fencing



Ultrashield Naturale Ebony Fencing



Ultrashield Naturale Teak Fencing



Composite Fencing

Our composite fencing panels are a practical, eco-friendly option for gardens and commercial boundaries. Its sleek and modern style can be the perfect finishing touch to your outside space.

BuildDeck Composite Fencing Panels are made using 100% FSC® (FSC-C007915) certified responsibly sourced wood with a co-extruded, woodgrain effect finish, which helps prevent tear marks from rainwater. Each unit is reinforced with several steel inserts, keeping the fence solid and sturdy during harsh weather.

- Quick and easy installation
- Sturdy and robust
- Low maintenance
- Perfect companion for composite decking

Sizes available:

1800 x 1800mm

Main image:

Grey Composite Fencing



BuildDeck Redwood Composite Fencing



BuildDeck Grey Composite Fencing



Composite Balustrades

Our steel reinforced composite balustrade railings and posts are produced using reconstituted timber and recycled high-density polyethylene. As a result, our composite railing systems are: low maintenance, tough and durable, so you can enjoy them for many years. All of our balustrade systems are flexible in design, while the concealed installation brackets provide a sleek, screw-free finish. We provide all of the components for installation, so your system can be fitted quickly and efficiently.

- Quick and easy installation
- Sturdy and robust
- Low maintenance
- Perfect companion for composite decking

Sizes available:

Unit 1920mm centre to centre, with one 1500mm post

Lengths:

1800mm Handrail

Main image:

Composite Balustrade Unit



Composite Balustrade Unit

Composite Balustrades



NewTechWood



Ultrashield Composite Balustrades

Ultrashield railing components by Newtechwood are low maintenance and give you the time to relax and enjoy your garden.

- Composite products have up to a 25 year guarantee against fade, stain, rot and split
- Aluminium components have a 15 year warranty
- Suitable for low-level residential applications
- Each kit comes with brackets for both horizontal railing and a 32° stair rail
- Colours match those in the Ultrashield Naturale Decking and Fencing ranges which are also available
- Composite material is made using 95% recycled materials
- System comprises railing kit, newel sleeves, cap & collars and steel supports for the newel sleeves


Sizes available:

Railing: 1800mm long

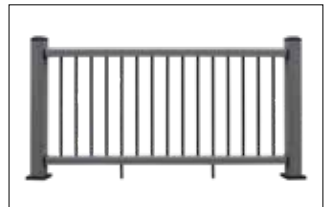
Newel Sleeves: 94 x 94mm and 1084mm tall

Steel Supports: 138 x 138mm and 1035mm tall

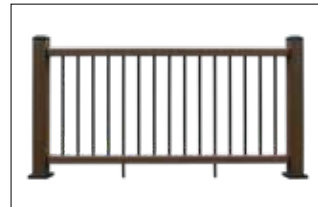
Main image: Teak Composite Balustrades



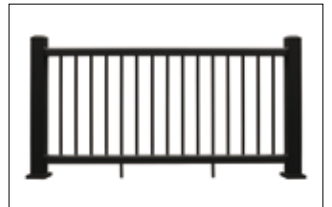
Ultrashield Teak
Composite Balustrades




Ultrashield Light Grey
Composite Balustrades



Ultrashield Walnut
Composite Balustrades



Ultrashield Ebony
Composite Balustrades



Ultrashield Antique
Composite Balustrades



Bespoke Metal Fencing & Gates

Our new metal fencing and gate range is something rather special. Manufactured and personalised to fit perfectly into existing features within your garden, this highly impressive range provides a statement to any domestic or commercial property.

Using a water jet cutting process, we can create intricate designs and can even incorporate your own wording or designs into the fencing - adding your own unique touch.

The galvanised steel fencing is powder-coated to encapsulate the metalwork and then kilned to seal each section creating a fence that will last you many years and also provide a secure perimeter to any property.





Fencing Accessories

We have a full range of fencing accessories to suit your needs and offer a variety of flexible solutions, including fence posts, gravel boards and arris rails.

Covers' fencing material is all sourced locally in the UK from manufacturers who are dedicated to the sustainable use of timber in a range of products and in renewable heat generation.



1. Feather Edge Fencing
2. Arris Rail
3. Fence Post
4. Timber Gravel Board
5. Concrete Post
6. Concrete Gravel Board

Don't forget



Hanson PostFix®
Concrete Poly Bag
Quick setting concrete mix suitable for fence posts, gate posts and garden lighting.



SCAN ME FOR OUR HOW TO VIDEO ON HOW TO INSTALL A FENCE POST WITH POSTFIX



How to...

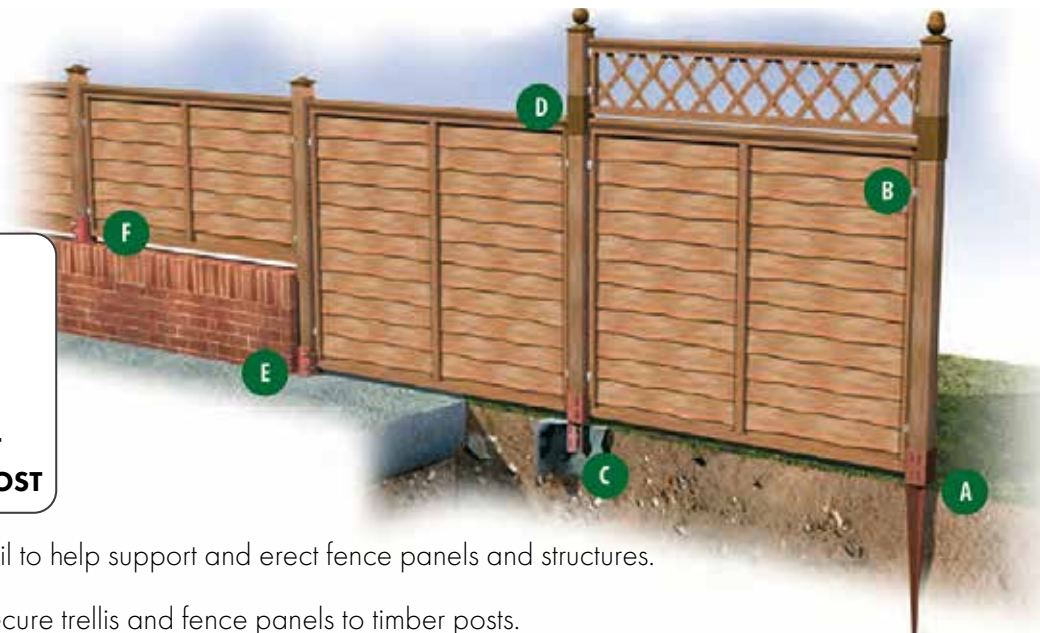
Our fencing accessories include fence posts, gravel boards, arris rails, Metpost and PostFix. We know how hard it can be to install a fence and what is best to use to fit your panels to last a life time.

So, we've created some handy How to videos on our YouTube channel and also a handy guide in stores for you to pick up.

Find us on YouTube now, on our website at coversmerchants.co.uk or scan the QR code



SCAN ME FOR OUR HOW TO VIDEO ON HOW TO INSTALL A FENCE POST WITH METPOST



A. Metpost Spike - Used in soil to help support and erect fence panels and structures.

B. Metclips - An easy way to secure trellis and fence panels to timber posts.

C. Metpost Concrete - Used in areas where a spike is impractical or simply as an alternative. Use with Postfix concrete to help support and erect fence panel posts.

D. Metpost Post Extender - Raises the height of an existing fence panel post to allow for the fitting of trellis.

E/F. Metpost Bolt Down - The wall anchor is ideal for installing posts onto an existing wall while the bolt down support is great for fixing posts (including pergolas and arches) on an existing concrete base.



Wedge Grip System 2

System 2's secure twin bolt mechanism is ideal for large projects such as pergolas and decking.

Product Code	Size
18079	75 x 600mm
18080	75 x 750mm



Wedge Grip Post Support

Ideal for fencing projects, the Wedge holds each post in a vice without the need for nails or screws.

Product Code	Size
18076	75 x 75 x 600mm
18077	75 x 75 x 750mm
18078	100 x 100 x 750mm



Plain Box Post Support

Suitable for easy post removal and replacement.

Product Code	Size
18075	50 x 450mm



Wall Anchor

A simple way to add height to a wall.

Product Code	Size
B11557	75mm



Repair Spur

Repair a broken or rotten post which has previously been concreted into the ground.

Product Code	Size
18081	75mm
18082	100mm



Flush Fit Bolt Down

Enables you to site a post against a wall.

Product Code	Size
B11522	75mm



Bolt Downs

Heavy duty bolt down post support is ideal for use with wooden fences of all types.

Product Code	Size
18087	75 x 75mm



Wedge Post Extender

Raises the height of an existing post.


Product Code	Size
18083	75 x 180mm
34114	100 x 180mm



Galvanised Gravel Board Bracket

Ideal solution for fixing gravel boards to fence posts.

Product Code	Size
B11559	25mm



Type 44 U-Shaped Clips

This U-shaped clip is used to fix panels, trellis or gravel boards to your posts.

Product Code	Size
18092	46mm



Expamet Arris Rail Brackets

Robust galvanised arris rail bracket for use with feather-edged timber fencing.

Product Code
B15815



Wedge Grip Concrete In

Plan the position of your posts when laying concrete and bed in the Concrete-In Anchor before it sets.

Product Code	Size
18089	75mm




Post Driving Tool

This tool protects the post support as it's hammered in whilst keeping the correct alignment.

Product Code	Size
18084	75mm
18085	100mm

Fencing Accessories



Wingham™ Knee Rail Fencing

Timber knee rail fencing, is a low-cost and unobtrusive type of wooden rail fencing for boundary demarcation. Being low enough to step over, it provides no perimeter security function. Using Spanish radiata pine gives this low knee rail fencing a 30 year service life with UC4 treatment. Popular for use at schools, around car parks, alongside footpaths, and at sports fields and play areas.




Product Code	Size
B47839	Treated Radiata Pine Birdsmouth Post 95 x 95 x 1050mm
B47890	Treated Radiata Pine Birdsmouth Post 95 x 95 x 1200mm
B47840	Treated Radiata Pine Post 95 x 95 x 2400mm
B47891	Treated Radiata Pine Post 75 x 75 x 2400mm
B47893	Birdsmouth Strap Once Bent for 75 x 75mm Rail
B47841	Birdsmouth Bishops Hat Strap 90 x 210mm
B47894	Birdsmouth Bishops Hat Strap V



Wingham™ Timber Bollard

Our solid timber bollards are available in a variety of shapes and sizes. Great for residential but also leisure and local authority traffic management. Available Grooved or Ungrooved.

Product Code	Size
B47897	Timber Bollard 100 x 100 x 1050mm
B47895	Timber Bollard 150 x 150 x 1050mm
B47896	Timber Bollard 150 x 150 x 1200mm



Wingham™ Morticed Post & Scarf Rail Fencing

This attractive fencing comprises of sawn square section vertical posts, with three or four horizontal square section rails, morticed into the posts. There are additional prickposts in between the posts at the mid bay point to give extra support. Treated with UC4 for 30 year life.



Product Code	Size
B47835	Treated Radiata Pine 2 Hole Morticed Post 95 x 95 x 1500mm
B47836	Treated Radiata Pine Scarfed Arris Rail 75 x 75 x 2400mm
B47878	Treated Radiata Pine Slotted Intermediate Post 95 x 95 x 1800mm
B47879	Treated Radiata Pine Slotted End Post 95 x 95 x 1800mm
B47880	Treated Radiata Pine Slotted Corner Post 95 x 95 x 1800mm
B47837	Treated CLS Scarfed Ended Rail 38 x 63 x 2400mm



Use Class 4 (UC4)

Ground or fresh water contact (and exterior structural support)

External construction timbers:

Fence posts, agricultural timbers, retaining walls, playground equipment, decking posts, joists and sub-structures.

For more information on treatments and what is best for your product, contact us on **0844 858 40 40** or email **enquiries@coversmerchants.co.uk**

Fencing Accessories



Sawn Treated Posts

Available as Brown in:

75 x 75 x 1800mm 100 x 100 x 2400mm
75 x 75 x 2400mm 100 x 100 x 3000mm
100 x 100 x 1800mm



Sawn Treated Posts

Available as Green in sizes:

75 x 75 x 2400mm
100 x 100 x 2400mm
100 x 100 x 3000mm



Sawn Oak Post

Available in:

100 x 100mm
125 x 125mm
150 x 150mm From 2.4m, 3m, 3.6m
200 x 200mm & up to 4.2m



Treated Pointed Poles

Available in:

73mm Ø x 2400mm





Nordic Lodgepole Pine Post

Available in:
95 x 95 x 2400mm & 95 x 95 x 1800mm



4 Way Post

Available in:
150 x 150 x 2400mm & 200 x 200 x 2400mm



Iroko Post

Produced to any specification



Wingham™ Slotted Timber Fence Post

Lengths available: 1.5, 1.8, 2.1, 2.4 & 3m



Wingham™ UC4 Radiata Pine Post

Available in:
100 x 100 x 1800mm
100 x 100 x 2400mm
100 x 100 x 3000mm



Various Sized Wooden Pointed Pegs

Available in:
450mm x up to 1500mm

Fencing Accessories



Concrete Semi Dry Slotted Corner Post

Available in:

2440 x 125 x 125mm (8ft)
2745 x 125 x 125mm (9ft)



Concrete Slotted Intermediate Post

Available in:

1830 x 94 x 109mm (6ft) 2440 x 94 x 109mm (8ft)
2135 x 94 x 109mm (7ft) 2745 x 94 x 109mm (9ft)



Concrete Gravel Board

Available in:

1830 x 150 x 50mm (6ft)
1830 x 305 x 50mm (6ft)

Also available in Semi Dry Recessed



Concrete Slotted End Post

Available in:

2440 x 94 x 109mm (8ft)
2745 x 94 x 109mm (9ft)



Concrete Repair Spur

Heavy duty bolt through post support is ideal for use with wooden fences of all types.

Available in:

989 x 75 x 75mm (3.3ft)
1200 x 100 x 100mm (4ft)



Concrete Mortice Intermediate Post

- Steel reinforced for extra strength and long life
- Resistant to moisture and rot

Available in: 2440mm (8ft)

Don't forget

Hanson PostFix®
Concrete Poly Bag

Quick setting concrete mix suitable for fence posts, gate posts and garden lighting.





Posts

If you're starting your fencing project from scratch you will need fence posts. We have timber and concrete posts for you to choose from - timber are more aesthetically pleasing where as concrete offer greater strength and durability and don't require any protective treatment. Top with fence post caps to both finish the look and prevent rainwater from running into the top of your post which will help it last longer.

Gravel boards & arris rails

Gravel boards act as a barrier between your fence panels and the damp ground. They protect against rot and mould and add extra height to your fencing.

Arris rails, and their accompanying brackets, are essential for the building of closeboard fencing – adding strength and support to the structure.

Post supports & fence clips

Secure your fence posts to the ground with a post support. If you're fencing on turf, insert a metal spike version into the ground, or use a concrete in support if your ground is too stony to do this. A bolt down post support is best for concrete surfaces and patios, and you can also use this to secure posts to walls.

Attach fence posts to panels with fence clips. These offer a quick way to secure the two items together and make it easy to remove a panel should you need to.

Other accessories

From protective paint, stain and screws, you can find all the additional bits and pieces for your fencing project here at Covers. Repaint your fence with protective treatment every 6 - 12 months to keep it protected from the elements. Add post caps to your posts to finish your fence and to prevent water running into the top of your post.


If you've chosen metal railings, these won't require as much maintenance. Touch up the odd chip or scratch with metal paint to keep it looking smart as well as prevent rusting.

Help & Advice



Need help on some complete your fencing project?

We've created a handy Fencing buying guide on our website at coversmerchants.co.uk



Garden Screening & Cladding

Need to disguise a boring wall? From Composite Cladding to Timber Garden Screening. We can definitely help with that!

Image: Millboard Envello Composite Board and Batten+ Golden Oak Cladding



Millboard Envello Composite Cladding

The Envello Shadow Line+ cladding board has been moulded from real oak masters and designed to perfectly replicate smooth timber with a flat grained finish, giving a clean authentic look. The increased width of the boards compared to standard timber boards means there is larger grain detail. This gives an enhanced visual impact, without risk of the board twisting or warping over time.

- Excellent UV and weathering stability
- No extra maintenance or painting
- Moulded from real oak boards
- Doesn't twist or warp like timber
- Minimal expansion and contraction
- Insect and termite resistant
- Non-porous material – no sealing required
- Fibre reinforced – high strength – low weight
- No leeching or releasing of tannins Improved insulation and acoustic values
- Easy to install – cuts and screws like timber (no pre-drilling)
- Individually hand coloured boards for natural tonal variation
- Tongue and groove for increased rigidity, strength and water resistance
- Tested to the rigorous demands of BS EN 13501-1, the Shadow Line+ system achieves a classification of Euroclass D



Shadow Line+ Limed Oak



Shadow Line+ Smoked Oak



Shadow Line+ Antique Oak



Shadow Line+ Sage Green




Shadow Line+ Golden Oak



Shadow Line+ Burnt Cedar



Shadow Line+ Salt Blue



Board & Batten+ Antique Oak



Board & Batten+ Burnt Cedar



Board & Batten+ Jarrah



Board & Batten+ Limed Oak



Board & Batten+ Golden Oak



Board & Batten+ Smoked Oak

Sizes available:

Shadow Line+ - 18 x 200 x 3600mm

Board & Batten+ - 26 x 200 x 3600mm

Main image: Millboard Envello Composite Board & Batten+ Antique Oak Cladding



Image: IRO Driftwood Cladding



IRO External Cladding

IRO cladding is created with a traditional method of Japanese wood preservation – Yakisugi – where the wood is charred to give a beautiful and tactile finish. IRO is a 100% natural timber that can be used in innovative, imaginative ways to breathe new life into both internal and external spaces.

Manufactured in Britain using our finely tuned seven-step process, IRO’s charred architectural cladding is a unique range that’s designed to enhance all building exteriors – and IRO’s water repellent, self-cleaning surface ensures that any dirt and dust is simply washed away.

Experience a life in colour, IRO is available in a range of 3 colours to complement every environment.*

Sizes available:

Nominal size: 25 x 150 x 3600mm

Finished size: 22 x 145 x 3600mm

Top image: IRO Charcoal External Cladding



Charcoal Black



Driftwood White



Natural Brown

**Colours are shown for illustration purposes only. Actual product may vary due to lighting, nature of the product and conditioning.*



Image: Ultrashield Teak Composite Cladding



Ultrashield Composite Cladding

Ultrashield wall cladding is the ultimate solution for exterior walls. Combining the toughness and longevity of a capped wood plastic composite with the beautiful, natural looks of wood. Ultrashield Cladding allows for air circulation between the cladding and joists, keeping the inside dry by isolating water from outside. Widely used for exterior walls on individual residential homes, apartments and commercial buildings. Thanks to its high-performance shell, Ultrashield Cladding resists stains and mould unlike traditional uncapped composites. As there is no need for painting or oiling there are no additional overheads involved in the installation and upkeep.

- Ultra low maintenance
- Environmentally friendly
- Long lasting with UV & stain resistance
- High stability
- Composite cladding installed with clip system
- 25-year fade, stain, rot and split warranty
- High performance capped shell

Sizes available:

Fin. Size: 13 x 142 x 3600mm

Face Cover: 127mm

Top image: Ultrashield Grey Composite Cladding



Teak

Grey

HORIZON



Image: Cedar Garden Screening, installed by Parnell Homes



Cedar Garden Screening

An ideal choice of wood to use as garden screening, fencing and cladding as well as for a variety of other landscaping applications. As cedar weathers naturally it will transition into a stunning silver-grey colour, for a more contemporary look oil stainer can be used to retain the golden-brown colour.

Sizes available:

17 x 40mm



Lignia Landscape Batten

Lignia Landscape Batten is ideal for any garden and fencing project. This batten is recommended for exterior use because of its high performance and durability class 1 rating.

Sizes available:

15 x 27mm

17 x 40mm

H O R I Z O N



Hardwood Eased Edge Landscape Batten

This timber hardwood batten is straight-grained, medium textured, and is available in a range of lengths. These hardwood battens are stable, durable and dense and are naturally weather resistant to provide contemporary style fencing.

Sizes available:

15 x 33mm



PAR E4E Green Treated Landscape Batten

Pressure-treated fence battens for an extended life, with 4 eased edges. Perfect for general use, fencing, or landscaping projects. Also suitable for gate stops and repairing panels and trellis.

Sizes available:

15 x 33mm



PAR E4E Grey Treated Landscape Batten

Pressure-treated fence battens for an extended life, with 4 eased edges. Perfect for general use, fencing, or landscaping projects. Also suitable for gate stops and repairing panels and trellis.

Sizes available:

15 x 33mm



Arbours, Arches & Pergolas

Garden structures are all about creating that perfect space for alfresco living and our extensive range of timber structures has been designed to do just that. Offering versatile options for gardens of all sizes, a garden structure can help to maximise your space. Whether you're looking to create an intimate dining area with a garden table and chair set or gazebo or make the most of a favourite view with a garden arch or pergola, our wide choice of products will help to transform your garden into a valuable extension of your home.

Image: Contemporary Arbour



Contemporary Arbour

This Contemporary Arbour has real presence with modern straight lines, and a classic curved roof using quality finger joints. Dress the large seat with cushions to create a perfect space for relaxing and putting your feet up. The continuous slats are ideal for growing climbing plants making this arbour an attractive feature for your contemporary garden. The arbour is pressure-treated to provide protection from wood rot and fungal decay.

2200 x 1500 x 700mm



Montebello Arbour

The Montebello Arbour is a large and inviting structure with an attractive bow shaped roof. This versatile structure is ideal for both contemporary and traditional gardens alike. All components are pressure-treated to provide extra protection and appearance retention.

2138 x 1420 x 600mm



Romana Arbour

The Romana Arbour is a simplistic structure that will add to the appearance and character of your garden. The comfortable bench is ideal for you to sit and relax, whilst the half trellised sides are perfect for supporting climbing plants. The pressure-treated timber ensures protection and longevity in use.

1923 x 1800 x 870mm



Valencia Arbour

This classic arbour is designed with diamond trellis sides and back to support climbing plants. The slatted roof provides extra protection from the sun, and the sturdy yet comfortable bench enables you to sit back and relax. It is made from pressure-treated timber for long lasting protection.

2350 x 1739 x 684mm

All dimensions are approximate as the characteristics of timber can alter sizing. We advise for you to wait until you have received and erected your product before preparing the installation of your footprint area as dimensions may have variations due to improved product specification and development which is subject to change without notice.



Valencia Corner Arbour

The Valencia Corner Arbour is a definitive structure, ideal for creating a sheltered dining area, or a relaxing seating area. The lattice trellis design creates a truly classic structure. The strong and sturdy construction is pressure-treated to ensure protection and long term use.

2300 x 2000 x 2000mm



Elite Portico Arch

The Elite Portico Arch's unique design with a curved roof and lattice style trellis side panels offers a stylish solution for any garden space. The space for hanging baskets will enhance a path, or it can be used as a standalone feature. The pressure treated finish provides ultimate durability.

2440 x 2100 x 1125mm



Bow Top Arch

The Bow Top Garden Arch comes with decorative square trellis sides enhancing any garden space. The structure is ideal for creating an impressionable pathway, or as a decorative garden feature. The timber is pressure treated for enhanced protection.

2485 x 1600 x 720mm



Valencia Arch

The Valencia Arch is a strong and robust arch with diamond trellis sides, and a slatted roof finished with pointed finials. This classic design is ideal as a garden feature, or creating an attractive arch over a pathway.

2790 x 1739 x 722mm

All dimensions are approximate as the characteristics of timber can alter sizing. We advise for you to wait until you have received and erected your product before preparing the installation of your footprint area as dimensions may have variations due to improved product specification and development which is subject to change without notice.



Contemporary Garden Arch

The Contemporary Garden Arch is a substantial and stylish structure. The chunky arched top, posts and slats are planed, rounded and chamfered for a modern look. Use with climbing plants along a pathway or as a standalone feature in your garden.

2600 x 1500 x 700mm



Traditional Pergola

This standalone Traditional Pergola is ideal for use on a lawn or patio area. The posts and rafters are ideal for growing climbing plants and roses. The planed and pressure-treated timber provides a superior finish and longevity in use.

2798 x 2700 x 2700 mm



Carousel Pergola

The Carousel Pergola is a timeless garden structure. The curves of the top beam reflect the natural shapes in your garden, whilst providing an effective frame for a garden feature beneath. The pressure-treated pale green timber protects from wood rot and decay, ensuring longevity in use.

2798 x 3634 x 3634mm



Apollo Pergola

The Apollo Pergola is a distinctively designed dome shaped structure that will give your garden a contemporary feel. As a centrepiece, it can provide a focal point for fountains, ornaments or a picnic area. The beams and rafters are made from pressure-treated timber providing extra protection from outdoor elements.

2607 x 3485 x 3443mm

All dimensions are approximate as the characteristics of timber can alter sizing. We advise for you to wait until you have received and erected your product before preparing the installation of your footprint area as dimensions may have variations due to improved product specification and development which is subject to change without notice.



Free Standing Flower Circle

The contemporary Flower Circle is constructed using two pressure-treated timber rounded beams closely connected with stainless steel rods to create a sculptural archway. This versatile product can be used singularly or with multiples to create a unique pathway.

2344 x 2467 x 270mm



Flower Walk

The Flower Walk is an eye-catching and contemporary design, which gives an attractive outline to your garden path. Its clean and simple design is crafted using the finest pressure-treated timber to ensure longevity in use, whilst the stainless steel rods give this structure a modern twist.

2344 x 2470 x 2575mm



Rustic Rose Pergola

This Rustic Rose Pergola is made from machine rounded pressure-treated timber, creating a truly natural garden structure. An ideal pergola for a traditional setting and adding character to any outdoor space.

2520 x 2400 x 2400mm



Wingham™ Modular Pergola with Venetian Batten Sides

Perfect for creating a flexible and contemporary outdoor seating area – whatever size your garden. It is ideal for smaller spaces or unused corners at just under 2m square. Our Modular Pergolas offer a good degree of privacy without compromising on design, and the panels can be fixed together on any side, depending on your preference.

All dimensions are approximate as the characteristics of timber can alter sizing. We advise for you to wait until you have received and erected your product before preparing the instillation of your footprint area as dimensions may have variations due to improved product specification and development which is subject to change without notice.



Add a personal touch in your garden

Think of your garden like you would a room in your home. After planning the shape, choosing the right plants the last step is to add those personal touches. And just like indoors this is accomplished with garden accessories.

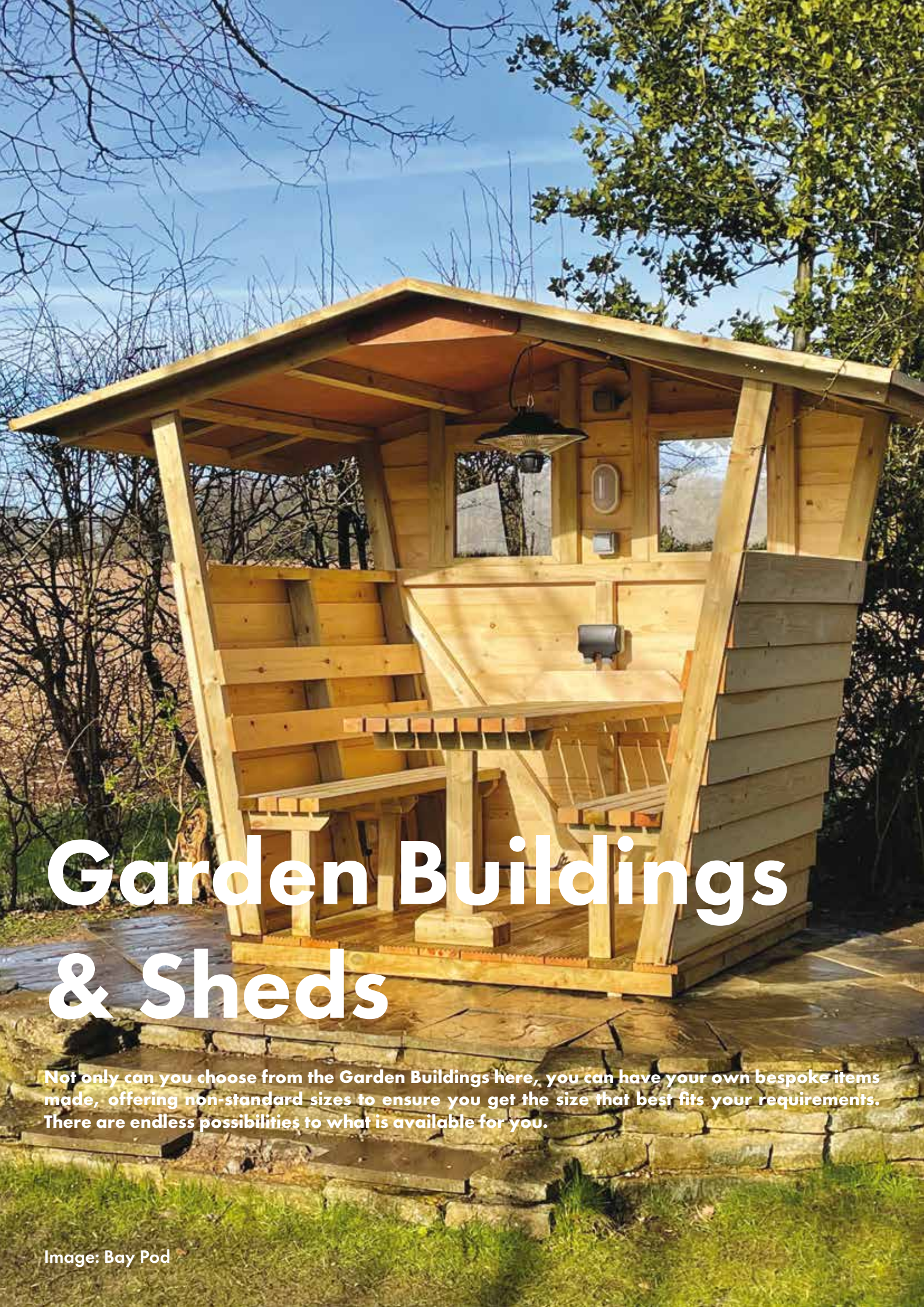
Styling is about making sure it all works together, and adding the finishing touches.

Picking a colour theme, from the paint on the fencing, the colour of your decorative aggregates will make your garden feel like another addition to your home.

Lighting is a must too and creating a setting once the sun goes down so you can enjoy your garden for longer in the summer evenings.

Go to page 132 for more finishing touches.





Garden Buildings & Sheds

Not only can you choose from the Garden Buildings here, you can have your own bespoke items made, offering non-standard sizes to ensure you get the size that best fits your requirements. There are endless possibilities to what is available for you.



Cove & Bay Pods

Beautifully hand crafted stand-alone pods sit effortlessly within your garden, creating a usable space for all year round use. Crafted by our professionals using only the best quality, treated timbers and materials robustly built to create stunning, outdoor spaces that make your garden entertainment or outdoor dining experience uniquely satisfying all year round, day and night. We also supply pods to public houses and cafés that require a covered outdoor building for the 'new normal'. These are proving very popular and are in high demand.


- No planning permission whatever the weather.
- Built with top quality materials by a skilled installation team
- Prices include installation
- Excellent customer care after build service
- Each pod is bespoke built to order with options on sides or rear to infill with windows and/or a heating and lighting electric pack

Sizes available:

Cove 4 - seater pod: 2m x 1.2m x 2m (W, D & H), the roof is 2.4 x 1.2m including weather overhang to sides and front.

Cove 6 - seater pod: 2m x 1.5m x 2m (W, D & H), the roof is 2.4 x 1.5m including weather overhang to sides and front.

Bay 6 - seater pod: Height - Floor to Apex 2.2m, Width - Base 1.5m, Roof 3m, Depth - 1.5m.





Apex & Pent Sheds

Apex and Pent sheds range from as small as 4' x 4' up to 8' x 18'. Constructed from 25 x 38mm pressure treated batten. All apex sheds that are 8' x 10' and upwards all come with truss systems to give the roof extra support and strength. Pent Sheds use 25 x 50mm roof framing up to 6' x 8'. Above that size, they are constructed from 25 x 50mm framing with 25 x 70mm roof framing.



Apex Garages & Workshops

Everyone has their own thoughts or specific requirements when it comes to their garage or workshop. Whether you are looking for a garage with room for several vehicles and lots of storage or a small, quirky, self contained home office in the garden or a large functional workshop, we can work with you to create something bespoke - built just for you.



Bespoke Timber Cabins and Summer Houses

Offering British made, bespoke, sustainable timber log cabins and garden summerhouses. Create a tranquil retreat at home or in the woods to relax and unwind in. Manufactured to order, we create purpose-built garden out-houses to work with your lifestyle.



Custom Timber Beach Huts

Our individual and stylish beach huts are custom made to order. So whether you fancy an eco, minimalist style natural beach hut or a more classic, brightly coloured or candy striped beach hut, we've got it covered.



Unique Children's Play Houses

Family is at the very heart of Trojan Timber. We understand that the little people in your life need a place to roam free and let their imagination run wild, so we build them their own space to do so.




Wooden Pet Houses

From kennels (with or without runs) to simple hutches or stylish, free range chicken coups, our range of wooden pet houses, hutches and runs are all tailor-made for your furry or feathered friends.



Garden Storage Solutions

Bespoke timber outdoor storage is an affordable and practical solution for small home owners and gardeners. With functional, storage solutions ranging from log stores, general storage chests, garden tidy, wheelie bin store or even a custom built bike shed.



Bespoke Items

Quite simply, if you need just about anything made to order from timber, you got it! Just give us your brief and we will consider your design. From bus shelter, cold stores, solar sheds, octagonal summerhouses and even involved with the design and build of marine pontoons.



Gates

Our gate range encompasses a range of distinguished and impressive gates that not only enhances the entrance to a property but also offers both privacy and security.



Town Gate

Sizes Available: 0.9 x 1.522m, 0.9 x 1.778m, 0.762 x 1.778m, 1.067 x 1.778m & 1.2m x 1.778m



Wellow Gate

Sizes Available: 0.9 x 0.9m & 0.9 x 1.8m



Priory Gate

Curve: 0.9 x 1.83m Flat: 0.9 x 1.76m



Babington Gate

Sizes Available: 0.9 x 1.76m & 1.2 x 1.76m



Hampton Gate

Sizes Available: 0.915 x 1.067m, 1.067 x 1.067m
& 1.22 x 1.067m



Henley Gate

Sizes Available: 0.9 x 0.9m & 0.9 x 1.2m



Manor Gate - Made to order

Widths up to 2.74m and Heights up to 2.44m



Jubilee Gate - Made to order

Widths up to 3.66m & Heights up to 1.525m
Please note gates above 2.13m are for underground slide automation only.



Beckington Gate - Made to order

Widths up to 2.74m & Heights up to 2.44m



Farleigh Gate - Made to order

Widths up to 2.44m and Heights up to 2.44m



Highgrove Gate

Height 1.09m to top of top rail 1.219m to top of stile and widths 0.915m to 3.66m



Estate Gate

Height top of top rail 1.003m to top of extended stile 1.473m and widths from 0.915m to 3.66m



Henley Fence Panel

Widths up to 1.77m and Heights up to 0.9m and 1.2m



Wingham™ Framed Closeboard Feather Edge Rebated Gate

900 x 1750mm & 1200 x 1750mm




Wingham™ Venetian Gate

900 x 1750mm

Finish the job

Our extensive Ironmongery range includes hinges, bolts, padlocks and more, providing you with the products you need to complete any job.

For all Ironmongery see page 139.



Artificial Grass

Say goodbye to regular weeding, watering and mowing with the help of Namgrass. Our range of artificial grass not only looks like an immaculately manicured lawn, but also feels just as soft as the real thing. All products are child and pet friendly.



Eclipse 30mm

Offers a realistic and vibrant appearance that will effortlessly enhance any landscape. Eclipse is durable yet comfortable underfoot, withstanding all antics thrown at it.



Eden 26mm

The ideal choice for creating a lush and vibrant outdoor space. With its rich green colour, Exbury is designed to mimic the look and feel of natural grass.



Exbury 30mm

Make every day seem like the first day of spring with our vibrant Exbury. With a dense thatched construction, deep pile and fresh looking fibres, this is the perfect choice for a high-traffic, family garden.



Ludus 30mm

Our Ludus artificial grass is our most vibrant and fresh-looking artificial turf, using lighter yarns to create a family lawn that's equally good for garden parties and playtime.



Pragma 40mm

With its dark green colour, it effortlessly blends into any garden landscape, providing a lush oasis to be enjoyed all year round. Newly updated to a PE backing which ensures it can be repurposed sustainably.



Serenity 37mm

Transform your outdoor space into a luxurious environment with Serenity. This high-quality grass is designed to elevate the aesthetics of any garden.

Artificial Grass



MADE FOR LIVING



Vision 27mm

The most vibrant and fresh-looking artificial turf, using lighter yarns to create a family lawn that's equally good for garden parties and playtime.



Wessex 32mm

Designed to improve the aesthetic of any garden within a budget. Wessex is a great option to freshen up any outdoor living space.



Weston 35mm

Weston is a light green colour and multidirectional construction make it the perfect choice to enhance the aesthetics of any busy outdoor space.



Wilverley 35mm

The perfect solution for creating a lush and inviting family garden. With a 35mm pile height, this product offers a luxurious and well-manicured appearance.

Accessories

The Namgrass accessories are a specific range of products designed to aid the installation and maintenance of Namgrass' Artificial Grass.



Joining Tape

A simple way of bonding two pieces of artificial grass when used in conjunction with our adhesive.



Adhesive

This moisture-curing adhesive can be applied in damp and cold conditions.

NEW



Wilverley 35mm Artificial Grass

The perfect solution for creating a lush and inviting family garden. Its light green colour effortlessly blends with any outdoor space, providing a natural and vibrant look all year round. With a 35mm pile height, this product offers a luxurious and well-manicured appearance.

Available in 2, 4 & 5m widths

35mm Pile height

2.5Kg per m²

MiNT Technology



10 Year Warranty

All of Namgrass' products come with a 10 year warranty giving you ultimate peace of mind whichever lawn you choose.

We supply Long Rake Spar's 'Natural Selection' product offer, on of the most comprehensive range of decorative aggregates on the market. This includes their full range of premium products, along with a variety of chippings, pebbles, cobbles, rockery and boulders in many colours and styles.

Gravel & Chippings



Apricot 14-22mm

Rock Type: Quartz

Applications include borders, rockeries, footpaths, fish ponds & water features.



Black Ice™ 20mm

Rock Type: Basalt/Marble

Applications include borders, rockeries, footpaths, driveways & water features.



Cotswold 10-20mm

Rock Type: Limestone

Applications include borders, rockeries, flower beds, driveways & footpaths.



Dapple Grey 20mm

Rock Type: Graphite

Applications include borders, rockeries, footpaths, driveways & fish ponds.



Flamingo™ 14-20mm

Rock Type: Marble

Applications include borders, rockeries, footpaths, driveways & water features.



Ice Blue™ 20mm

Rock Type: Marble

Applications include borders, rockeries, footpaths, driveways & water features.



Yorkshire Cream 10-20mm

Rock Type: Flint

Applications include borders, fish ponds, rockeries, footpaths, driveways & water features.



Polar White™ 8-11,20mm

Rock Type: Dolomite

Applications include borders, rockeries, footpaths, driveways & water features.



Pea Gravel 10, 14 & 20mm

Rock Type: Quartzite

Applications include borders, rockeries, footpaths, driveways & fish ponds.



Polar Ice™ 20mm

Rock Type: Dolomite/Marble

Applications include borders, rockeries, footpaths, driveways & water features.

Buying Guide



All Long Rake Spar gravel and chippings are available in:



Recyclable poly bags with 30% recycled content.



Loose loads, please enquire at your local depot.

SCAN ME



FOR OUR HOW TO VIDEO ON HOW TO LAY A DECORATIVE GRAVEL BED

Slate



Blue Slate 20 & 40mm

Rock Type: Slate
Applications include borders, rockeries, footpaths, fish ponds & water features.



Green Slate 20 & 40mm

Rock Type: Slate
Applications include borders, rockeries, footpaths, fish ponds & water features.



Plum Slate 20 & 40mm

Rock Type: Slate
Applications include borders, rockeries, footpaths, fish ponds & water features.

Pebbles & Cobbles



Dove Grey Pebbles 8-16mm

Rock Type: Quartzite
Applications include borders, rockeries, footpaths, fish ponds & water features.



Flamingo Pebbles™ 20-50mm

Rock Type: Marble
Applications include borders, rockeries, flower beds & water features.



Ice Blue Pebbles™ 40-60mm

Rock Type: Marble
Applications include borders, rockeries, flower beds & water features.



Ocean Blue Pebbles 20mm

Rock Type: Limestone
Applications include driveways, borders, rockeries, flower beds & water features.



Scottish Pebbles 14-20mm, 20-30mm, 30-50mm
Scottish Cobbles 50-75mm

Rock Type: Granite
Applications include borders, rockeries, fish ponds & water features.



White Pebbles 20-40mm

Rock Type: Dolomite
Applications include borders, rockeries, flower beds & water features.



White Cobbles 40-90mm

Rock Type: Dolomite
Applications include borders, rockeries, flower beds & water features



Zebra Pebbles 20-40mm

Rock Type: Balsalt/Dolomite
Applications include borders, rockeries, flower beds & water features

Don't forget
Weedcheck Ultra Weed Membrane can be laid down first to prevent weeds from growing in between your gravel.
Find on page 136.

Boulders & Rockery

All approximately 250mm, a variety of materials and colours available
Available in crates and pieces.



Topsoils *Available in Bulk Bags or Delivered Loose*



BS3882 Multi-Purpose Topsoil

Our BS3882 Multi-Purpose Topsoil is a sandy loam topsoil that is produced with our PAS100 compost and is certified to BS3882:2015 specification for Topsoil. This topsoil is for multi-purpose use and provides good support for the growth of vegetation. It is suitable for most applications used in the garden or landscaping situations.



BS3882 Low-Fertility Wildflower Topsoil

Specially developed and certified to BS3882:2015 specification for low fertility Topsoil. This sandy loam topsoil containing our PAS100 compost, and with a pH of 6.9, is the perfect partner for growing balanced meadow communities of native wild flowers and grasses which require a less nutrient-rich soil.



Topsoil Supreme

Our unique Topsoil Supreme is a BS3882 Certified manufactured topsoil blended with quarried sand and 40% of our own PAS100 compost. It is ideal for multi-purpose use as it is rich with a perfect balance of natural organic nutrients and humus, with strong moisture retention ability. Great for creating new beds, lawns or vegetable plots.



Turf Dressing Rootzone

A nutrient-packed rootzone designed for top dressing lawns, divot filling, laying turf onto and sowing seed into. Application fills any hollows that may have developed in the grass surface. You can top dress using our Turf Dressing Rootzone alongside multiple varieties of grasses. Continued application will also build an ideal soil structure and rootzone for turf over the years.



Organic Garden Topsoil

Organic Garden Topsoil is ideal for multi-purpose use around the garden as it is rich with a perfect balance of natural organic nutrients and humus, with strong moisture retention ability. Our Organic Garden Topsoil is a premier grade topsoil for all garden use as it helps to give your garden the vitality it needs. You can use this soil for potting vegetables, filling raised beds, or building new lawns.

We supply Earth Cycle's peat-free range of topsoil, composts and mulch, using locally sourced recycled green waste and plant materials. All materials are carefully screened and composted in line with the British Standard for Composted Materials.



Tree & Shrub Topsoil

Earth Cycle Tree and Shrub Topsoil is ideal for planting trees and shrubs or for topping up existing beds as it is rich with a perfect balance of natural organic nutrients and humus, with strong moisture retention ability.



Aquatic Soil

The Aquatic Soil is a sandy loam topsoil that is produced with our PAS100 compost which is an organic certified compost by Organic Farmers and Growers. Provides good support for the growth of vegetation in ponds and bog gardens and slowly releases nutrients over time.



Beds & Borders Topsoil

Our Beds and Borders Topsoil is a BS3882 Certified manufactured topsoil blended with quarried sand and 40% of our own PAS100 compost. It is ideal for building new flower beds and garden borders or for topping up existing beds as it is rich with a perfect balance of natural organic nutrients and humus, with strong moisture retention ability.

Lawn Supreme

Full of nutrients to improve the look of your lawn, our organic Lawn Supreme top soil is great for revitalising tired lawns and boosting soil fertility. It is ideal for creating new lawns and laying turf onto as with the right components of soil and compost, levelling your lawn becomes an easy task.



Divot Mix Topsoil

Divot Mix Topsoil fills any divots and hollows that may have developed in the grass surface. Continued application will also build an ideal soil structure for your turf over the years. Divot Mix Topsoil is 100% peat free and is a nutrient-packed soil designed for divot filling and levelling lawns. Divot Mix Topsoil contains sand to improve drainage for the grass root structure, with resistance to drought and weed invasion. It stimulates strong root growth and enhanced durability, creating vitality in grass that leads to a fuller stem and vibrant colour.

Vegetable Topsoil

Vegetable Topsoil is a natural peat free topsoil containing our PAS100 Compost ideal for creating vegetable beds and topping existing beds around the garden or your allotment. This topsoil is rich with a perfect balance of natural organic nutrients and humus, with strong moisture retention ability.

Composts

Available in Bulk Bags or Delivered Loose

All soil conditioners and composts we produce are both organic and peat free, compliant to PAS100 standard giving the nutrients your garden needs to flourish.

Compost is a vital part of a healthy garden, it is an eco-friendly way to inject much needed nutrients back into the ground aiding plant growth and improving soil structure.



Cow Compost

Earth Cycle Organic Peat Free Cow Compost is a nutrient-dense organic soil conditioner based on composted cow manure from our own award-winning organic dairy herd. It is compliant to PAS100 standard and ideal for vigorous root, shoot and bud growth in roses, vegetables, fruit and herbaceous borders.



Mushroom Compost

A spent Mushroom Compost which acts as a slow-release nourishing fertiliser providing high levels of phosphate, potassium, calcium, and magnesium and is great for growing vegetables, particularly brassicas due to its slightly alkaline properties.



Soil Conditioner

Our Peat Free PAS100 Compost Soil Conditioner is a nutrient-dense organic soil conditioner based on composted plant material. It's an ideal, all-round product for your general gardening and horticultural needs.

Vegetable Compost

Perfect for the vegetable patch. All the nutrients needed are released over many weeks as the peat free compost breaks down naturally in the soil. This natural slow release sustains strong root growth, flowering and fruiting and keeps foliage green and healthy by injecting the zest vegetable patches and allotments require.

Beds & Borders Compost

This peat-free organic compost is full of nutrients that are ideal for your beds and borders. It enriches moisture retention, which improves the drought resistance in the soil. This means that more moisture is available for your plants during dry periods, which is critical for them to flourish, giving your garden that award winning look.



No Dig Compost

Earth Cycle's No Dig Compost has been specially formulated for creating new beds in which the "no dig" method will be used. At the core of this Peat-Free growing medium is a blend of composted fine bark and coir, with a slow release fertiliser which is resistant to leeching and will last for up to 12 weeks with no risk of scorching young or delicate plants.



Potting Compost

Earth Cycle's Potting Compost is perfect for sowing seeds and potting up young plants. This Peat-Free blend developed for growing seeds and young plants in pots and containers - not as a soil conditioner - includes a slow release fertiliser, making it a perfect solution for growing your seedlings in pots around the garden, in the greenhouse, or down the allotment.

Compost Mulch

Earth Cycle's Compost Mulch benefits all kinds of soils as it's perfect for planting roses, trees and shrubs and being used as a weed suppressor.

It can bring vitality to any garden by easing heavy clay soils and making them workable, building structure of light soils, enhancing water retention, reducing loss of nutrients (leaching) and stimulating beneficial soil life. It is fully compliant to PAS 100 standard.



Mulch

Available in Bulk Bags or Delivered Loose



Spring Mulch

Earth Cycle's Spring Mulch provides natural protection to roots and enhances the existing soil as it breaks down over time. It can bring vitality to any garden by easing heavy clay soils and making them workable, building structure of light soils, enhancing water retention, reducing loss of nutrients (leaching) and stimulating beneficial soil life. It is fully compliant to PAS 100 standard.



Winter Mulch

Earth Cycle's Winter Mulch provides a natural frost protection to roots during the colder winter months, and enhances the existing soil as it breaks down slowly over time adding essential nutrients to benefit soil life. This PAS100 compliant mulch can also help lighten heavy clay soils when mixed in and reduce leaching and water loss within the soil bed.

Finish the look

Create a clear and beautiful divide between your flower beds and paths using bark, pebbles and sleepers.

A simple but effective way to connect different areas of your garden. Complement your paths with some lighting to light up your footpath in the summer evenings.

Don't forget to check page 46 for stepping stones.

On a budget? Loose materials, such as gravel or bark, are cheaper than brick and stone.



Don't forget

Weedcheck Ultra Weed Membrane can be laid down first to prevent weeds from growing in between your pebbles. Find on page 136.



Woodland Mulch

Earth Cycle Woodland Mulch provides nutrients to flowers, whilst leaving a lovely bark-like textured appearance to your borders. It is used extensively by landscapers for finishing off decorative areas around new housing estates and supermarkets due to its aesthetic qualities.

It can also help retain moisture in the soil, suppress weed growth, and contribute to soil health as it breaks down over time.

Barks *Available in Bulk Bags or Delivered Loose*

All of our wood products are sourced from sustainable woodlands. They are suitable for a wide range of applications from improving the appearance of your garden to providing safety for children's play areas.



Landscaping Bark

Provides a quality graded decorative surface, which maintains soil temperature and protects plant roots from winter frost and summer sun, whilst suppressing weed growth. Our bark is produced from mixed conifer with a high percentage of spruce, with 90% of particles falling within the range of 8-35mm.



Playchip

A playground bark which is 100% British Hardwood from sustainable sources. This long lasting bark meets the technical certificate for safe use by children, which gives your playground the protection it needs for all to enjoy. With its easy maintenance and free draining, it provides a clean play surface all year long, which is suitable for all playground equipment.



Finishing Touches

Helping you finish the job off



Wingham™ Picnic Table & 6-Seater Bench Set

A well-constructed 6-seater picnic bench crafted using 47 x 100 treated timber for strength and durability. The bench comes with a 50mm hole for a parasol and comes flat packed with all fixings. Using treated carcassing timber with eased corners makes them ideal for all weather conditions and perfect for parks, playgrounds, pubs, local attractions and more. 4-seater option available to order.

1620mm x 1800mm



Wingham™ Oak Sleeper Bench

A contemporary, stylish and practical Solid Oak bench, these are hand crafted by our joiners made from solid green oak sleepers. Comfortably seating 3 people these are planned to a smooth finish with rounded edges on all 4 corners making the benches ideal for gardens, play parks, local attractions and more. Bespoke size available to order.

510 x 200 x 1500mm



Wingham™ Raised Beds

Perfect for growing your own vegetables or flowers in your garden or on the allotment. The timber used to manufacture our Wingham™ Raised Bed/Planter has been pressure treated to keep it free from rot and fungal decay. Its smooth planed finish will be looking superb for many seasons without the need for you to spend time or money on re-treatments.



Wingham™ Radiata Pine UC4 Treated Sleeper Bench

A beautiful well-constructed bench made from Radiata pine treated to UC4 (30 year desired service life for ground contact). Comfortably seating 3 people these are planned to a smooth finish with rounded edges on all 4 corners making the benches ideal for gardens, play parks, local attractions and more. Bespoke size available to order.

520 x 195 x 1500mm

Finishing Touches



Faithfull Tarmac Rake

- The Tarmac Rake is used for evenly spreading loose stocks of tarmac
- Fitted with a wooden shaft
- 16 round teeth

Product Code

B12827



Faithfull All Steel Fork

- Made from carbon manganese steel for strength
- The shaft is fitted with MYD handle with a wooden cross dowel for added comfort

Product Code

B11519



Faithfull All Steel Tapered Mouth Shovel

- High quality carbon steel
- Solid manganese steel forged blade and correctly tempered for strength

Product Code

29143



Faithfull All Steel Shovel Square

- A tubular shaft is welded to the socket for a strong smooth join

Product Code

B12813



Faithfull Bassine Broom & Handle

- Provides good sweeping performance
450mm comes with stay

Product Code

B12232

B12233

Size

300mm

450mm



Haemmerlin Classic Black Wheelbarrow

Easy to manoeuvre due to the narrow tray design, allowing easier access through gateways, doors and building interiors.

Product Code

63969

Liquid Volume

85L

Rhino Flexi Tubs

Rhino flexi tubs have 1,000's of uses including; gardening, produce, landscaping, building and many more.

Product Code	Size	Colour
B13002	12L	Black
B8709	26L	Black
5583	40L	Black
5585	75L	Black





Faithfull Line Pins & Line

Used in conjunction with builders lines for marking out positions or aligning courses of brickwork etc.

Product Code	Length
16923	18m



Barrier Fencing

- Highly visible temporary fencing
- Made from durable, weatherproof and re-usable plastic
- Suitable for all types of areas

Product Code	Size	Colour
B29059	1 x 50m	Green
B29058	1 x 50m	Orange



One Line Marking Paint

- Can be used on asphalt, grass, steel and concrete amongst other surfaces
- Touch dry in 30 minutes, full cured in 24 hours

Product Code	Colour	Liquid Volume
B30165	Blue	750ml
B30166	Red	750ml
B30167	White	750ml
B30168	Yellow	750ml



Fencing Pin with Shepherd's Crook Top

- Perfect for temporary fencing and supporting barrier mesh rolls

Product Code	Size
15693	1350 x 10/11 mm

Poly Rubble Sack

- Offer excellent tear resistance for carrying heavy materials
- Thickness: 100µm
- Ideal for building and landscaping waste

Product Code	Size
57359	550 x 860mm

Finishing Touches



Hozelock Hose Reel with 25m Hose

The Hozelock Compact Reel with 25m Hose is a free standing hose reel that is portable and is designed to be quickly and easily assembled.

Product Code	Length
32111	25m



Irwin Jack 880 Universal Panel Saw 20"

- Grip circumference, increased size for sturdy and robust feel
- Hand capacity, increased space for use with gloves and improved functionality
- 90° and 45° angles integrated in the handle for ease of marking out

Product Code	Length
14068	500mm



Weedcheck Ultra Weed Membrane

- All fertilizers, liquid or solid feed can be used with Weedcheck Ultra
- Allows air, nutrients and water to permeate through to the soil
- Contributes to low maintenance gardening
- No need for chemicals or weed killers
- Controls weeds

Product Code	Size
B12698	2 x 25m - 70gsm
B12699	2 x 50m - 70gsm



Hanson PostFix® Concrete Poly Bag

Quick setting concrete mix suitable for fence posts, gate posts and garden lighting.

Product Code	Weight
B20908	20Kg



Hanson Kiln Dried Sand

- Can be used to landscape the garden and use as pot toppers with plant or foliage
- Suppresses weed and plant growth

Product Code	Weight
B10143	22Kg



Stanley Fatmax Pro Box Beam Level

Product Code	Weight
52468	600mm
52471	1200mm
52472	1800mm



Ronseal Trade Fencing Stain

- For rough sawn sheds & fences
- Showerproof in 1-2 hours


Product Code	Colour	Liquid Volume
B25131	Dark Oak	5L
B25135	Forest Green	5L
B25132	Medium Oak	5L
B25133	Red Cedar	5L
B25134	Tudor Black Oak	5L



Bird Brand Creocote Timber Treatment

- For sheds, posts and fences
- For use only on exterior timbers
- Available in 3 colours

Product Code	Colour	Liquid Volume
B15406	Light	4L
B15405	Dark	4L
B15407	Black	4L



Cuprinol Wood Preserver

- Actively prevents rot and decay
- Colourless preserver for interior and exterior use
- To use as a base coat before painting staining or varnishing

Product Code	Colour	Liquid Volume
7215	Clear	5L



Cuprinol Woodworm Killer

- Formulation that kills all types of woodworm
- Prevents re-infestation
- Long lasting protection

Product Code	Liquid Volume
7319	5L



Cuprinol 5 Star Wood Treatment

- Kills woodworm
- Prevents re-infestation
- Prevents rot

Product Code	Liquid Volume
7311	1L
7312	2.5L
7313	5L

It doesn't finish here...

Our extensive Varnishes, Wood Stains, Dyes, Preservatives & Finishing goes on and on. For more of what is available for you, check out your nearest depot or view the wide range at coversmerchants.co.uk



Finishing Touches



Cuprinol Garden Shades

Cuprinol Garden Shades has been specially developed to colour and protect sheds, fences and other garden wood. Its special pigments ensure a rich colour and allow the natural texture of the woodgrain to shine through. It can also be applied on terracotta, brick and stone, to bring beautiful colours to the rest of the garden.

- Protects perfectly, colours beautifully
- 6 year weather protection on wood
- Suitable for wood, terracotta, brick and stone
- Beautiful matt colour enhances the grain of natural wood
- Brush or Spray

How much do you need?

1L covers up to:

Smooth planed wood

Brush: 10-12m²

Spray: 4-5m²

Rough sawn wood

Brush: 3-5m²

Spray: 2-3m²

Coverage can vary depending on application method and the condition and type of surface.



Product Code	Colour	Liquid Volume
7281	Black Ash	2.5L
B27699	Country Cream	2.5L
7270	Forget Me Not	1L
B27697	Forget Me Not	2.5L
B27546	Natural Stone	2.5L
7274	Sage	1L
7287	Sage	2.5L
7277	Seagrass	1L
7290	Seagrass	2.5L
B27592	Urban Slate	2.5L
7276	Willow	1L
B27698	Willow	2.5L
B22699	Willow	5L


There are 36 ready mixed colours in total available. To see the full range, visit cuprinol.co.uk

How to...



Cuprinol have some handy How to videos on their YouTube channel.

Find them on YouTube now or on our website at coversmerchants.co.uk



Dale Automatic Gate Catch

Product Code	Finish
B 19407	Bright Zinc Plated
B 19408	Black Japanned



Dale Suffolk Latch

Product Code	Finish
36873	Bright Zinc Plated
B 19411	Black Japanned



Dale Cabin Hook

Product Code	Size	Finish
B 19436	152mm	Galvanised
B 19420	152mm	Black Japanned



Dale Gate Spring

Product Code	Size	Finish
36874	203mm	Black Japanned



Dale Twisted Ring Gate Latch

Product Code	Size	Finish
B 19410	152mm	Bright Zinc Plated
B 19409	152mm	Black Japanned



Dale Hasp & Staple

Product Code	Size	Finish
B 19412	114mm	Bright Zinc Plated
B 19413	152mm	Bright Zinc Plated



Dale Light Tee Hinge

Product Code	Size	Finish
B 19398	305mm	Bright Zinc Plated
B 19397	305mm	Black Japanned



Dale Medium Tee Hinge

Product Code	Size	Finish
B 19400	356mm	Bright Zinc Plated
B 19399	356mm	Black Japanned
B 19402	458mm	Bright Zinc Plated
B 19401	458mm	Black Japanned



Dale Straight Tower Bolt

Product Code	Size	Finish
B 19423	102mm	Black Japanned
B 19422	102mm	Bright Zinc Plated
B 19424	152mm	Black Japanned
B 19425	152mm	Bright Zinc Plated



Dale Medium Brenton Bolt

Product Code	Size	Finish
B 19417	102mm	Bright Zinc Plated
B 19418	152mm	Bright Zinc Plated

Finishing Touches



OX Tools Direct Vent Safety Goggles

- Conforms to EN166-1B
- Can be worn over prescription lenses

Product Code

B35860



OX Tools Visitor Safety Spectacles

- Conforms to EN166-1F
- Can be worn over prescription lenses

Product Code

B35861



OX Tools Clear Safety Glasses

- Conform to EN166

Product Code

B28799



OX Tools Premium Ear Defenders

- Both durable and ultra lightweight
- Broad foam cushions
- High impact ABS cups
- Padded headband
- Conforms to EN352-1

Product Code Size

B26808 L



OX Tools Thermal Grip Gloves

The latex, grip design is proven to help hand fatigue and conforms to EN388 Standards.

- Ergonomic
- Reduces hand fatigue
- Ideal for outdoor conditions

Product Code Size

B11694 L
B26827 XL



OX Tools Heavy Duty Soft Gel Filled Knee Pads

- Comfortable
- Maximum cushioning
- Keeps away moisture
- One size fits all

Product Code

B35869



Countersunk Pozi Decking Screw

- Cross recessed outdoor screws suitable for decking, fencing and sheds
- Green organic coating gives 1000hrs salt spray corrosion resistance

Product Code	Size	Box of
B29363	4.0 x 50mm	200
B29364	4.0 x 60mm	200
B29365	4.0 x 80mm	200
B29368	4.0 x 80mm	1,000



Spax Wirox C4 Decking Screws

Spax decking screws require no pre drill which results in a much cleaner cut and no splitting of wood.

- Cylindrical head
- Bit included T-star T20 bit
- C4 accredited 15 Years no red rust guarantee
- Patented zinc nickel coating

Product Code	Size	Box of
61810	4.5 x 60mm	250



Landscaping Online...

Our full range of quality landscaping materials is online, so you can transform your garden with a click of a mouse at

coversmerchants.co.uk

Whether you're looking for paving, fencing or the tools to keep your garden looking good all year round, we have all you need!

There is also our Help & Advice section that will help you with any topics you're not sure about.

Need help? Please give our friendly sales team a call on **0800 2100 458**

Finishing Touches

“Great products that compliment great workmanship, I wouldn’t work with any other fixings”


Elohim Tisserand


“Productivity & reputation is crucial for me, that’s why I use Carpenters Mate fixings”

Jake Fairweather


LIFETIME GUARANTEE 

Carpenters Mate
 Innovation by carpenters for carpenters.



Stainless Steel No.7 Finishing Screws

Our premium quality exterior stainless steel deck screw perfect for decking and cladding applications.


- No pre-drilling required - excellent time saving benefits
- Manufactured from 316 grade stainless steel
- Corrosion resistant coating
- One free No. 2 Square drive tool in each box
- 40mm in length




Product Code	Size	Colour	Box of
B51512	40mm	Black	2,000
B51087	40mm	Black	20
B49215	40mm	Cedar	2,000
B49213	40mm	Cedar	500
B49211	40mm	Cedar	200
B49216	40mm	Grey	2,000
B49214	40mm	Grey	500
B49212	40mm	Grey	200
B51088	40mm	Light Brown	200
B51089	40mm	Dark Brown	200

Custom Head Painting

The No.7 Finishing Screw and Composite Decking Screw is available in five standard colours, black, grey, cedar, Light Brown and Dark Brown. We can also custom paint in any RAL colour.






Pro Flat Head Screws

Designed and developed specifically for sheet materials, these premium-quality flat head screws are available in a variety of sizes to suit a wide range of insulation, roofing and sub-decking structural applications.

- No pre-drilling required - excellent time saving benefits
- Self countersinking head design for a completely flush finish
- Corrosion resistant coating
- One free Torx 40 drive tool in each box

Product Code	Size	Box of
B19603	100mm	25
B19604	100mm	80
B19606	125mm	25
B19607	125mm	80
B19609	150mm	25
B19610	150mm	80



Pro Hex Head Screws

Our Pro Hex Head screws are approved by Building Regulations as a compliant alternative to the M10 coach bolt. Made from carbon steel, and available in a variety of specific lengths to accommodate UK's timber sizing, The Pro Hex Head can be used in almost any timber application.

- No pre-drilling required - excellent time saving benefits
- Self countersinking head design for a completely flush finish
- Corrosion resistant coating
- One free 8mm Hex drive tool in each box

Product Code	Size	Box of
B10701	35mm	100
B10700	35mm	50
B10704	50mm	100
B10703	50mm	50
B10706	70mm	100
B10705	70mm	25
43112	140mm	100
43113	190mm	100
43111	90mm	100
B4282	140mm	25
B4283	140mm	250
B19899	140mm	500
B4284	190mm	10
B10901	190mm	250
B10460	240mm	10
43114	240mm	100
B10459	90mm	25
B4281	90mm	250
B19898	90mm	500



Don't forget your jointing compound to complete the job



EASYJoint Select

The Ease of EASYJoint with the Contemporary Colours of Grout. The EASYJoint Select range offers a quick and effective way to fill joints between porcelain paving.

The range of five colours are specially selected for a more aesthetically pleasing finish for modern taste. EASYJoint Select is suitable for all types of paving material provided there is a gap of at least 3mm wide and 20mm deep.

With the same characteristics of the original EASYJoint, EASYJoint Select is a truly all year-round hard landscaping product to point paving, that can be used whatever the weather conditions are before, during or after application. Remember to strike the joints to provide a smooth finish on porcelain paving. Not suitable for use on paving laid on a dense concrete base. Please refer to azpects.co.uk for further details.

Product Code	Size	Colour
B43936	12.5Kg	Jet Black
B43937	12.5Kg	Tungsten
B43938	12.5Kg	Carbon
B43939	12.5Kg	Bronze
B49019	12.5Kg	Platinum



EASYJoint

EASYJoint jointing compound is a very quick, effective and aesthetically pleasing way to fill joints between paving, be it natural stone or concrete flags.

It is suitable for all types of paving material provided there is a gap of at least 3mm wide and 20mm deep (narrow joint compound).

A truly all year-round hard landscaping product to point paving. Can be used whatever the weather conditions, during or after application. Not suitable for use on paving laid on a dense concrete base. Please refer to azpects.co.uk for further details.

Product Code	Size	Colour
B29951	12.5Kg	Mushroom
B29952	12.5Kg	Stone Grey
B29953	12.5Kg	Basalt
B29954	12.5Kg	Buff Sand



EASYPrime

A high bond primer for use on natural stone and porcelain paving. EASYPrime is specifically designed to bond non-porous paving to a wet mortar-based bedding layer. Suitable for application in domestic, commercial, and public areas. It is ideal for use with EASYJoint, EASYJoint PRO and EASYGrout. It is easy to mix, then simply apply to the underside of the paving. The three 5Kg bags in the tub allow for smaller quantities to be mixed at a time.

Product Code	Size
B34606	15Kg



EASYGrout

A high-quality slurry grout for use on porcelain. A cementitious grout which is applied as a slurry unlike traditional floor tile grouts. Easy to use. Simply mix, pour, sweep, and rinse. Provides a fine, textured finish.

Each tub contains 3 x 5Kg bags for minimal waste.

EASYGrout is available in a range of colours and is suitable for joints from 5mm to 25mm wide with a minimum depth of 20mm (maximum joint dimensions should not exceed 25 x 25mm). Non-permeable, ideal for interior and exterior porcelain and ceramic tiles.

Product Code	Size	Colour
B43813	15Kg	Blanco
B38202	15Kg	Crema
B38203	15Kg	Argent
B38204	15Kg	Grafito



EASYSeal Stone Sealer & Protector

EASYSeal SSP is designed to penetrate, seal and protect natural stone and concrete paving. Virtually invisible once applied, it allows the stone to "breathe" whilst protecting paving from all manner of substances, such as cooking and engine oils, grease and fat, food, ketchup, mustard and beverages such as tea, coffee and wine.

Ideal for protecting your paving against the excesses of the summer BBQ! EASYSeal SSP is water-based, thereby making it highly environmentally friendly.

Product Code	Size
B38200	5L

Finishing Touches



EASYCare Black Spot Remover

Special formula that cleans paving and helps to remove and prevent return of fungal growth known as Black Spot.

Product Code	Size
B41242	5L
B41238	3L



EASYCare Algae Remover

Algae cleaner which contains an active ingredient which goes on cleaning for months. Keeps working for up to 12 months.

Product Code	Size
B48205	3L
B41232	1L
B41227	750ml



EASYCare Algae Remove & Seal

Removes algae without scrubbing or power washing. Prevents algae returning for up to 12 months.

Product Code	Size
B41239	3L



EASYCare Wood Revive

Refreshes and restores softwood and hardwood to their natural tone, removing the silvering caused by UV rays and weathering.

Product Code	Size
B48203	3L
B48202	750ml



EASYSeal Patio Seal & Protect

Seals and protects slabs and pavers. Provides long-lasting resistance to water, oil, dirt and grime. 3 litres seals up to 20m² based on one coat.

Product Code	Size
B41225	3L



EASYCare Sealer Remover

Removes all traces of old, tired or ineffective surface coatings from paving and driveways. Leaves a totally clean surface ready for new applications

Product Code	Size
B41240	5L



EASYSeal Sandstone Sealer & Enhancer

2-in-1 colour protector and enhancer. Formulated for sandstone and other natural stone. Enriches and enhances colour without shine.

Product Code	Size
B41634	5L



EASYCare Patio & Deck Cleaner

General paving and decking cleaner with benefit of continued performance after rinsing. Keeps working for up to 12 months.

Product Code	Size
B48206	3L
B41234	1L



EASYCare 3-in-1 Rattan Revive

Cleans, restores, and protects synthetic rattan furniture in one easy application.

Product Code	Size
B48204	750ml



EASyCare Grout Residue Cleaner

- Quickly remove grout haze
- Easy-to-use with no fumes
- Suitable for interior and exterior use

Product Code	Size
B38198	1L



EASyCare Grease & Oil Away

Lifts oil and grease stains from hard surfaces so they simply rinse away.
Ideal for drives, paths, patios and decking.

Product Code	Size
B41226	500ml



EASySeal Deck Protect

A high-performance penetrating sealer that improves foot traction to provide a safer grip on wet decking.

Product Code	Size
B48201	3L



EASyCare Efflorescence Remover+

Unique formula removes salt deposits usually found on brickwork.

Product Code	Size
B41236	1L



EASyCare Porcelain Cleaner

Effective yet gentle cleaning of all porcelain and ceramic tiles.

Product Code	Size
B38199	1L
B41229	750ml
B48207	3L



EASyCare Hardscape Cleaner

Effective cleaning for paved areas, concrete paths and buildings. Non acidic.

Product Code	Size
B41241	5L



EASyCare Mortar Stain & Calcium Remover

Non-Hydrochloric acid cleaner for use on paving and brickwork. Removes white Calcium deposits normally found on newly laid paving.

Product Code	Size
B41235	1L



EASy4Rust

Specialist formula which only targets Iron Oxide. Usually used on Grey Indian Sandstone paving.

Product Code	Size
B41237	500ml



EASySeal Back to Black

A unique blend of resins which dramatically enhances Black Limestone natural stone paving. Use as a surface colour restorer.

Product Code	Size
B41619	1L

General Technical Information

Efflorescence

Efflorescence can appear on all paving products as white patches or a lightening of the surface colour, but seems to disappear when wet. It is formed by a normal chemical reaction which causes calcium hydroxide (lime) to migrate through the damp paving surface and then react with carbon dioxide in the atmosphere resulting in a deposit of calcium carbonate crystals. Efflorescence is very unpredictable in its occurrence and can happen at any time of the year but is more prevalent in winter.

Although there are cleaners available, efflorescence is a natural phenomenon and will generally disappear with the natural weathering process and the passage of time. Covers cannot accept responsibility for the effect of efflorescence which can be a characteristic of all good quality products with a high cement content.

Colour Variation

Block Paving

Colour variations can occur within packs, therefore:

Ensure your paving and blocks are from the same factory as any sample you've received. Block paving should be ordered from the same batch number to avoid colour variation. Covers cannot accept responsibility once blocks are laid from different batches. Best results for laying are achieved through mixing from 3 to 5 different packs and vertical columns rather than horizontal rows. Light colours are susceptible to staining and care should be given when selecting blocks for driveways.

Natural Stone

All natural stone products (Sandstone, Limestone, Slate and Granite) will have colour and texture variation to a greater or lesser extent within single pieces and from piece to piece. We recommend a reasonable amount of product is viewed at your local stockist before ordering. Natural stone products may contain minor imperfections. These will depend on the characteristics of the product i.e. fossils, ferns, veining and quartz. Natural stone may develop added marking, deposits or patches as mineral content oxidises. Product should be mixed from a number of packs prior to installation. Natural stone should always be laid on a full wet mortar bed. A slurry primer (such as Bradbond) is recommended to be applied to the underside of all Natural Stone paving but is essential for Smooth Natural Sandstone, Natural Slate, Riverwashed Limestone and Granite paving prior to laying to improve adhesion.

Sandstone

Many homeowners choose to seal their new paving to protect it from Sandstone needs to be handled very carefully when installing to minimise staining and we would advise that Smooth Natural Sandstone be sealed prior to laying using a breathable sealer. However, if this is not possible, it should be covered up as it is installed and sealed as soon as it is laid. The Silver Grey colour in all of our Natural stone products will vary with differing geological conditions. Such variations can lead to small particles of ironstone within the product creating a darkening of the surface with natural weathering. Being pale in colouration, this natural weathering is more obvious with Silver Grey compared to other natural products in the Bradstone range.

Slate

Slate has many natural characteristics, therefore, care should be taken when laying to aid/enhance the overall finished aesthetic appearance. In most cases this paving has more than one usable face, we strongly recommend the following checks be made:

- Select the best finished top surface to work with ensuring it is free from calcite mineral deposits (circular white marks)
- Dry lay the paving prior to final installation/fixing to ensure the desired shade variation is achieved throughout the patio area
- A slurry primer should be applied to the underside of Slate paving prior to laying to improve adhesion
- Do not use acidic based products during or after installation
- Natural Slate is not suitable for steps and copings

Concrete

Colours may vary subtly, especially in blended shades. Colours will appear different during varying weather conditions such as sunlight and rain.

Natural Granite

A slurry primer should be applied to the underside of Granite paving prior to laying to improve adhesion.

Do not use a resin based jointing compound with Granite.

Limestone

Limestone is UV sensitive and over time will lighten in colour. We do recommend sealing limestone prior to laying, or as soon after laying when practically possible. Combined colour enhancers and sealers are available that will help keep the look for longer. Never use acidic based products during or after installation.

Porcelain paving

Manufactured from the finest raw materials, under strict controls allows us to obtain the exceptional technical characteristics which sets porcelain paving apart. Do not use white cement nor materials containing black pigments. Finishes are intentionally manufactured with slightly uneven colour tones and surface decoration, these subtle variations set these products apart. The use of a slurry primer to the reverse of each paver is both essential and more importantly critical to the overall performance of porcelain paving. Applied to the underside using a stiff brush, it provides an exceptional bond between paver and the full wet bed underneath. Mixed to manufacturer's instructions and applied with care it forms an immediate bond which prevents the pavers from lifting or potentially moving in the future when correctly laid. Porcelain paving can be cut on site and mostly to any size. We recommend the use of a portable saw (table saw, petrol driven disc cutter, rechargeable angle grinder) fitted with a good quality diamond porcelain blade. The blade should be water fed for dust suppression and to keep the blade cool. Scoring the product first and sawing from the face downwards will help to alleviate the potential risk of edge/surface chipping. Porcelain paving can be cleaned by applying a suitable cleaner. We strongly recommend the finished laid area be thoroughly cleaned/washed down which helps remove general building dirt, grout residue and any grease deposits that may be present. It is also recommended that periodic cleaning with a porcelain cleaner will help to keep the paving looking its best. Dependent on the type of stain/surface residue present (i.e. suction marks, grease, grout, general building site dirt,) there is a wide range of off the shelf specialist cleaners available. Always check the manufacturer's instructions first before applying to any test area.

General Technical Information

Maintenance

Paving materials require periodic cleaning to maintain its appearance. Regular sweeping to prevent the build-up of detritus is recommended. Light coloured blocks, whilst structurally sound for driveway use, are liable to emphasise tyre marks and oil spills on the driveway. It must be accepted that these products will need more maintenance if the overall appearance is to be maintained. Ask your local depot for care and maintenance products.

Care should be taken when buying cleaning agents as some varieties contain a concentration of acid, which can adversely affect the appearance of concrete products, clay, limestone and natural stone. For general cleaning of dirt and algae, vigorous brushing with a stiff yard broom with plenty of hot detergent solution (washing up liquid or non-bio washing powder), thoroughly rinsed with clean water should suffice. Repeated treatment may be required for paved areas sited beneath trees or in permanent/near permanent shade. In certain circumstances, prolonged contact with wet leaves can result in staining of the paved area. Such contact should be avoided wherever practical. Certain common garden chemicals such as Ferrous Sulphate can stain paving. If chemicals are spilt on the paving remove immediately by rinsing away with clean water.

Differential Weathering

Differential weathering can cause patchy dark discolourations on the surface of individual units. Again this will generally diminish over time and will not affect long term performance. This is due to differential weathering where the surface of the paving has cured at different rates. All decorative products will weather and change appearance over time.

Sizes and Joint Widths

All dimensions quoted in this brochure are nominal and are for guidance only. Actual sizes will vary, particularly on the products designed to replicate natural stone which have features such as riven profiles and fiddled edges. Where space is critical, we recommend dry laying the product to check area required (especially circles and patio feature kits). The sizes and quantities given in the paving pages usually allow a nominal 10-15mm joint width.

Stock

Certain products may not be held as stocked items. Covers are happy to order in for product for your project. Minimum orders or carriage charges may apply for manufactures.

Aspects Advice

EASYJoint: Not suitable for use on paving laid on a dense concrete base. Please refer to aspects.co.uk for further details.

EASYGrout: Non-permeable, ideal for interior and exterior porcelain and ceramic tiles.

Permeable = water goes in

Non-Permeable = water stays out

Characteristics and Expectations

Containing wood fibres that are susceptible to differences in colour and appearance, means it is normal for SmartBoard:

- To experience some colour variation between boards
- To experience some weathering, to a lighter shade than the original colour/shade
- For the striped look of the ribbed face of boards to become less prominent with time

Having a brushed matt surface, means it is normal for SmartBoard:

- To become marked if scuffed during fitting or in use
- Marks caused by scuffing will gradually fade
- To experience tidemark type water staining after the first few bouts of heavy rain. The appearance of tide mark staining will diminish and become less apparent with time as the washing effect of rainwater and weathering effect of ultra-violet light reduces over time
- To be less resistant to staining compared to alternatives encapsulated with a 100% plastic cap/wrap

Made, in part from plastic, means SmartBoard:

- Will expand and contract across its width and along its length as the weather conditions change from season to season
- Will become hot when in direct sunlight
- Should not be installed when site conditions are excessively hot or cold

Essential SmartBoard Advice

Construction

- Fit over joists placed at 400mm centres, when boards are perpendicular to joists
- Fit over joists placed at 300mm centres, when boards are aligned at 45 degrees to joists
- Maintain a 5mm gap between ends and sides of adjacent boards
- Maintain a 10mm gap between ends and sides of boards
- Adjacent to a permanent structure/fixture

Fitting

- Fit SmartBoard over double joist construction where boards are butted end to end
- Using the drill bit supplied in each box of SmartBoard screws, pre-drill two 4.5mm pilot holes at every joist junction, taking care to maintain a 20mm distance to any edge and not to drill into the joist below. Fitting screws through pre-drilled 4.5mm holes eliminates excess drive friction:
 - Making for an easier and better job
 - Reducing the chance of damaging the screw heads protective coating
 - Making for a neater appearance, as screw head depth is easier to control regardless of the type of drive tool used
 - Making it easier to extract screws should a board need removing in the future
- Fit SmartBoard decking screws (20 per board at 400mm centres, 26 per board at 300mm centres) through 4.5mm pre-drilled holes taking care to align the head of the screw flush with the surface of the decking
- Do not use any other type of screw or fixing to fit SmartBoard

Covers Accounts

We have a variety of trading options to suit your requirements. Ask in depot today or download your preferred choice from **coversmerchants.co.uk** and apply today.

If you have any queries regarding your application please telephone: **0844 858 4040**

Credit Account

Covers offer a 30-day account to qualifying customers on trade terms so that you can buy everything at the right price, with account facilities of invoices and statements to your office and planned payments dates.*

For a Company Credit Account Application form for sole traders/partnerships/individuals or LTD/PLC/LLP companies, please contact either your local branch or email: **applications@coversmerchants.co.uk**

* Credit references required. Terms and conditions apply



Depot Account

The Covers Depot Account offers the benefits of a Credit Account in terms of invoices and statements but no credit is offered. Ideal for a small trader who may send one of their team to collect goods and does not wish to give them cash or to lose the invoices.

For a Depot Account Application please contact either your local branch or email: **applications@coversmerchants.co.uk**



Trade Card

If you prefer to pay for things as you go, download the Covers Trade Card Application form from: **coversmerchants.co.uk** or contact either your local branch or email: **enquiries@coversmerchants.co.uk**

You get trade terms, which means you don't have to negotiate every time you pay.



DIY Discount Membership

The Covers DIY Discount Membership entitles you to purchase products at a discounted price. There are, however, certain lines which will not attract any discount. It may be used at any department in any of our depots. You can download the DIY Discount Membership Application form from:

coversmerchants.co.uk or contact either your local branch or email: **enquiries@coversmerchants.co.uk**

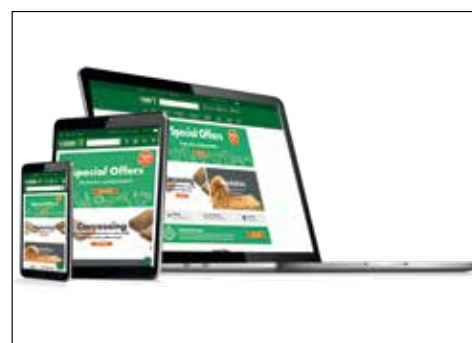


Web Account

Create a web account or link your existing account and you will be able to:

- View invoices and statements online
- Place your order online and receive your agreed Trade Terms
- View order history and easily reorder products
- Store multiple shipping addresses
- Live chat now available

For more information and to register, visit **coversmerchants.co.uk**





Timber & Builders Merchants

LANDSCAPING

Patios | Block Paving | Fencing | Decking

Aldershot Blackwater Park	Hampshire	GU12 4PQ	01252 320554	sales.aldershot@coversmerchants.co.uk
Alresford Prospect Road	Hampshire	SO24 9QF	01962 738666	sales.alresford@coversmerchants.co.uk
Bexleyheath (OTBS) Upland Road	Kent	DA7 4NR	020 8304 8777	sales.otbs@coversmerchants.co.uk
Billingshurst (NYES) Stane Street	West Sussex	RH14 9LZ	01403 379921	billingshurst@dwnye.co.uk
Bognor Regis Station Yard	West Sussex	PO21 1BT	01243 863100	sales.bognor@coversmerchants.co.uk
Brighton Home Farm Road	East Sussex	BN1 9HU	01273 607044	sales.brighton@coversmerchants.co.uk
Burgess Hill Victoria Gardens	West Sussex	RH15 9NB	01444 233358	sales.burgesshill@coversmerchants.co.uk
Chichester, Home Ideas Quarry Lane	West Sussex	PO19 8PE	01243 791795	homeideas.shop@coversmerchants.co.uk
Chichester, Trade Centre Quarry Lane	West Sussex	PO19 8PE	01243 785141	sales.chichester@coversmerchants.co.uk
Gosport Gunners Way	Hampshire	PO12 4DW	023 9260 4400	sales.gosport@coversmerchants.co.uk
Horsham Foundry Lane	West Sussex	RH13 5PX	01403 253123	sales.horsham@coversmerchants.co.uk
Kingsfold (NYES) Dorking Road	West Sussex	RH12 3SD	01306 628114	enquiries@dwnye.co.uk
Lewes Cooksbridge	East Sussex	BN8 4TJ	01273 476133	sales.lewes@coversmerchants.co.uk
Portsmouth Norway Road	Hampshire	PO3 5FT	023 9267 1900	sales.portsmouth@coversmerchants.co.uk
Rudgwick Brookside Rural Park	West Sussex	RH12 3AU	01403 824111	sales.rudgwick@coversmerchants.co.uk
Southampton Empress Road	Hampshire	SO14 0JW	023 8055 6996	sales.southampton@coversmerchants.co.uk
Tunbridge Wells Longfield Road	Kent	TN2 3EY	01892 533326	sales.tunbridgewells@coversmerchants.co.uk
Wingham Timber Goodnestone Road	Kent	CT3 1AR	01227 720537	enquiries@winghamtimber.com

coversmerchants.co.uk

Follow us



See our reviews on

